

Offsite Access to GRI Resources

Via Shibboleth (Getty OneID)

Created by Trang Dang, Getty Digital, February 2019
Updated by Sarah Sherman Clark, Research Services, March 2020



Resources

- JSTOR - <http://www.jstor.org>
- Artsstor - <http://www.artsstor.org/>
- HathiTrust - <https://www.hathitrust.org/>
- Project Muse - <http://muse.jhu.edu/>
- ACLS Humanities E-Book - <http://www.humanitiesebook.org/>
- EBSCOHost - <https://search.ebscohost.com/Login.aspx>
- ProQuest - <https://search.proquest.com/>

Duo Security Two-factor Authentication (TFA)

The above resources provide offsite access via Shibboleth single sign on with your **Getty OneID** credentials. Your username, password, and authentication are done via **Duo Security Two-factor Authentication (TFA)**.

If you have not enrolled in the Duo Security system, you will be required to do so upon your first login. Instructions for enrolling in Duo are located at <https://www.getty.edu/staff/pdf/tfaenrollment.pdf>. If you have any issues with Duo, please contact Getty Digital Help Desk at 310-440-1199.



JSTOR

<http://www.jstor.org>



The image shows a browser window with the JSTOR website. The address bar shows 'https://www.jstor.org'. A red circle highlights the text 'Have library access? [Login Through Your Library](#)' located below the address bar. The JSTOR logo is on the left, and navigation links like 'Advanced Search', 'Browse', and 'Tools' are in the center. On the right, there are links for 'Login to My Account', 'Register', 'About', and 'Support'. The main content area features a search bar with the text 'Journals, primary sources, and books' and a search input field containing 'Search JSTOR'. Below the search bar are links for 'Advanced Search' and 'Text Analyzer BETA'.

1. Navigate to www.jstor.org; and click **Login Through Your Library** at the top of the homepage

Login via an Institution ⓘ

Search by Institution Name

Search

Are you in California?

A.K. Smiley Public Library

[More Info](#)

Have a MyJSTOR account?

If you would like to login with a MyJSTOR account, click the button below.

Login

2. Enter “**Getty Research Institute**” into the search bar under **Search by Institution Name**, and click **Search**

Login via an Institution ⓘ

Search by Institution Name

Search

Your search of "Getty Research Institute"
returned 1 results

Getty Research Institute & Museum

[Login](#)

Have a MyJSTO

If you would like to login v
the button below.

Login

3. Click [Login](#) next to “[Getty Research Institute & Museum](#)”, under the search result to prompt [Getty OneID Sign On](#)

Welcome to the Getty OneID Simple Sign On System

Login to ITHAKA Service Provider

Username Enter your Getty OneID name




Password

Sign In

4. Enter **Getty OneID credential**, then click **Sign In**

Authentication with Duo is required for the requested service.

Choose an authentication method

 Duo Push RECOMMENDED	<input type="button" value="Send Me a Push"/>
 Call Me	<input type="button" value="Call Me"/>
 Passcode	<input type="button" value="Enter a Passcode"/>

Remember me for 30 days

[Cancel this Request](#)

[> Need Help?](#)

5. When prompted, select one of three choices to authenticate.



6. Select your preferred information release consent duration; then click **Accept**

You are about to access the service:
ITHAKA Service Provider of JSTOR

Description as provided by this service:
Service provider for JSTOR, Artstor and JSTOR Forum.

Information to be Provided to Service

eduPersonPrincipalName **TDang@getty.edu**
eduPersonScopedAffiliation **member@getty.edu**
givenName **Trang**
mail **TDang@getty.edu**
surname **Dang**

[Data privacy information of the service](#)

The information above would be shared with the service if you proceed. Do you agree to release this information to the service every time you access it?

Select an information release consent duration:

- Ask me again at next login
 - I agree to send my information this time.
- Ask me again if information to be provided to this service changes
 - I agree that the same information will be sent automatically to this service in the future.
- Do not ask me again
 - I agree that **all** of my information will be released to **any** service.

This setting can be revoked at any time with the checkbox on the login page.

Reject

Accept

Access provided by **The Getty Research Institute**

se ▼ Tools ▼

Journals, primary sources, and books

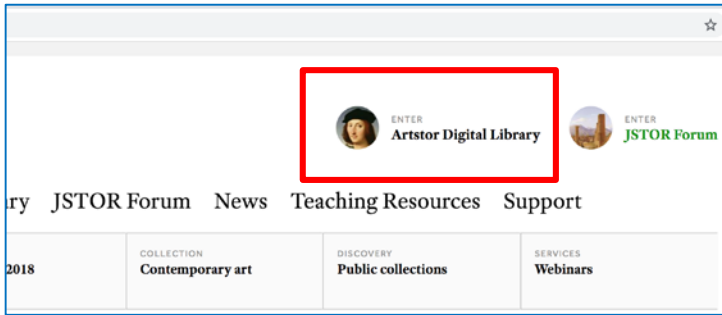
Search JSTOR

7. Complete! Now you can access JSTOR through GRI subscription

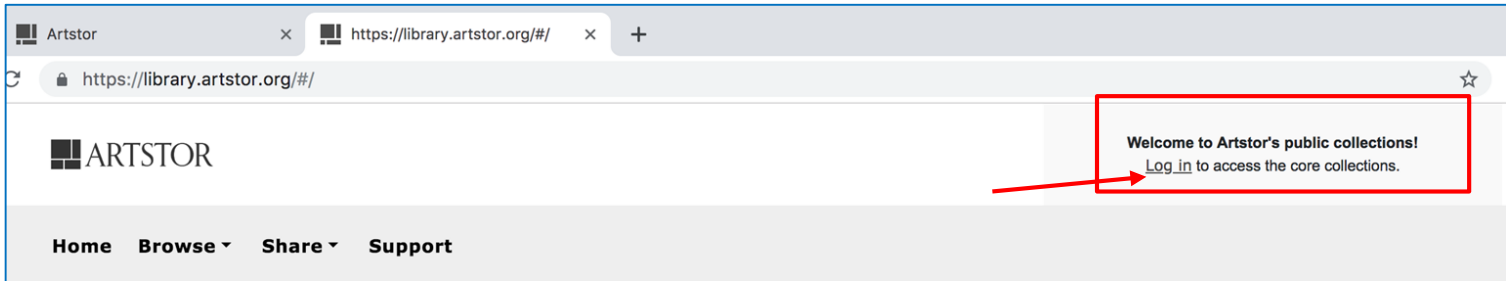
ARTSTOR

<http://www.artstor.org>

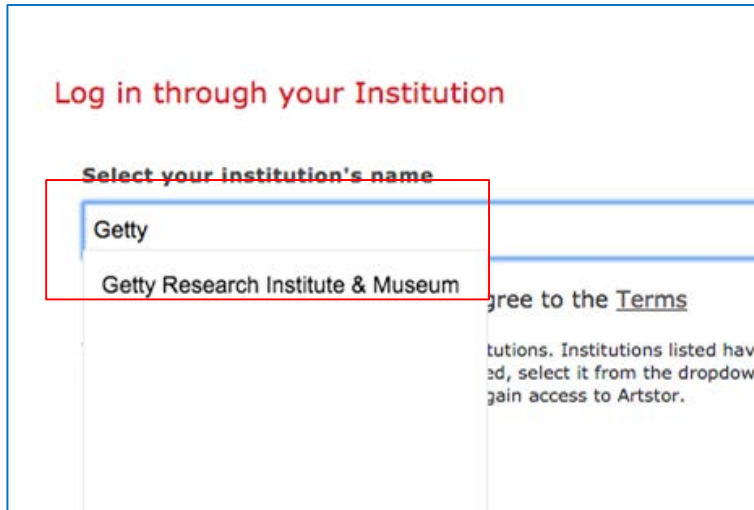




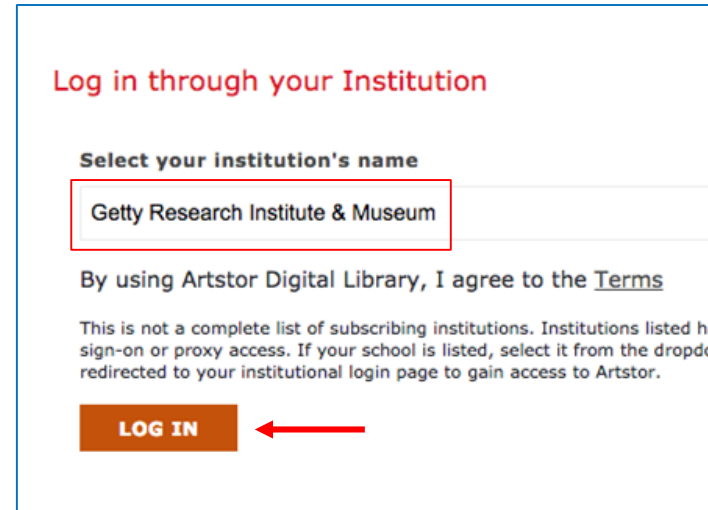
1. Navigate to www.artstor.org; then, click **Artstor Digital Library** at top right of Artstor homepage.



2. Click **Log in** found at the top right corner.



3. Enter “**Getty**” into the search bar under the section **Log in through your Institution** to the right of the page.



4. Select **Getty Research Institute & Museum** from the prompted drop-down; then, click **LOG IN**.

Welcome to the Getty OneID Simple Sign On System

Login to ITHAKA Service Provider

Username Enter your Getty OneID name




Password

Sign In

5. Enter **Getty OneID credential**, then click **Sign In**

Authentication with Duo is required for the requested service.

Choose an authentication method

 Duo Push RECOMMENDED	<input type="button" value="Send Me a Push"/>
 Call Me	<input type="button" value="Call Me"/>
 Passcode	<input type="button" value="Enter a Passcode"/>

Remember me for 30 days

[Cancel this Request](#)

[Need Help?](#)

6. When prompted, select one of three choices to authenticate.



You are about to access the service:
ITHAKA Service Provider of JSTOR

Description as provided by this service:
Service provider for JSTOR, Artstor and JSTOR Forum.

Information to be Provided to Service

eduPersonPrincipalName **TDang@getty.edu**
eduPersonScopedAffiliation **member@getty.edu**
givenName **Trang**
mail **TDang@getty.edu**
surname **Dang**

[Data privacy information of the service](#)

The information above would be shared with the service if you proceed. Do you agree to release this information to the service every time you access it?

Select an information release consent duration:

- Ask me again at next login
 - I agree to send my information this time.
- Ask me again if information to be provided to this service changes
 - I agree that the same information will be sent automatically to this service in the future.
- Do not ask me again
 - I agree that **all** of my information will be released to **any** service.

This setting can be revoked at any time with the checkbox on the login page.

Reject

Accept

7. Select your preferred **information release consent duration**; then click **Accept** .

** If you already registered with Artstor, you will be redirected to the homepage (as in **step 9**); otherwise, go to **step 8** .



Link a new Artstor account

Registering for an account lets you download images, save them to groups, create presentations, and share them with other Artstor users.

You can now use your JSTOR account to register for Artstor.

Please note that all fields are required unless noted.

Email Address

[Use your JSTOR account](#) ⓘ

TDang@getty.edu

Confirm Email Address

TDang@getty.edu

Password (7 character minimum)

Confirm Password

Role at Institution

Other

Academic Department

Library Science

Yes, send me information about new Artstor content and tools (Optional)

Yes, send me surveys (Optional)

I agree to the Artstor Digital Library Terms

REGISTER

8. For first time login, register an account with Artstor, preferably using the Getty OneID email and password; and remember to select “**I agree to the Artstor Digital Library Terms**” before click **Register** .

The screenshot shows the Artstor website interface. The browser address bar displays <https://library.artstor.org/#/>. The Artstor logo is visible on the left. A navigation menu includes **Home**, **Browse** (with a dropdown arrow), **Organize** (with a dropdown arrow), **Share** (with a dropdown arrow), and **Support**. Below the navigation, the section **Art and Multimedia** is highlighted, with a subtext: "From the Artstor Digital Library, Institutional Collections, and Public Collections". A search bar contains the text "Search Artstor..." and a magnifying glass icon. Below the search bar is a link for [Advanced Search](#). A red rectangular box highlights a user notification in the top right corner that reads: "Welcome, tdang@getty.edu", "Access provided by The Getty Research Institute", and links for [Settings](#) and [Log Out](#).

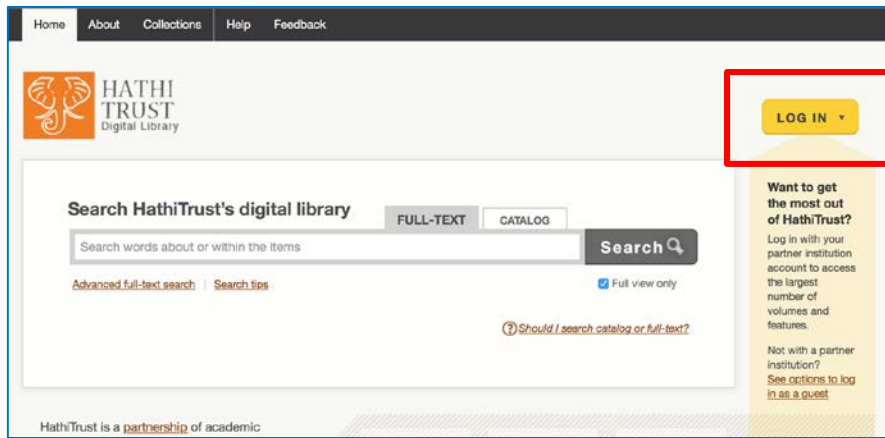
9. Complete! You can now access Artstor through GRI



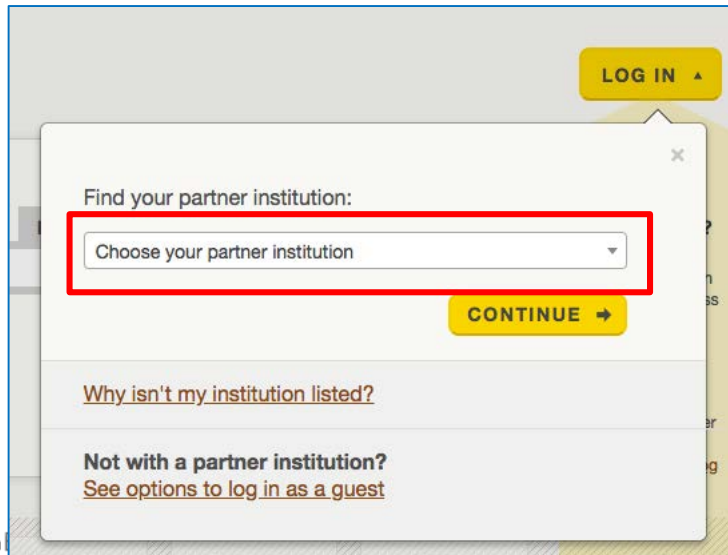
HathiTrust

<https://www.hathitrust.org/>

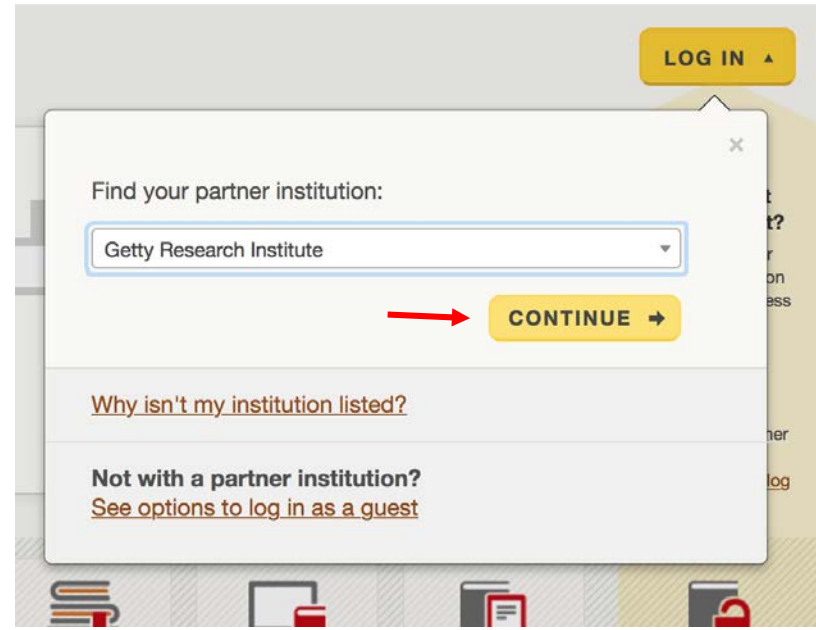
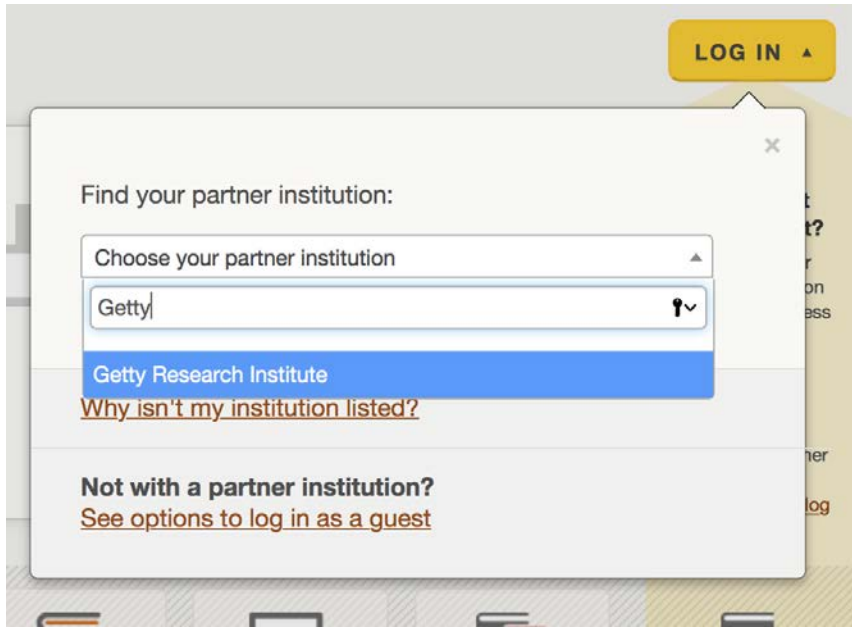




1. Navigate to www.hathitrust.org; then, click **LOG IN** (yellow button)



2. Click **Choose your partner institution** in the pop-up box.



3. Enter “**Getty**” in the drop-down search bar; then select **Getty Research Institute** .

4. Click **Continue** .



Welcome to the Getty OneID Simple Sign On System

Login to ITHAKA Service Provider

Username Enter your Getty OneID name




Password

Sign In

5. Enter **Getty OneID credential**, then click **Sign In**

Authentication with Duo is required for the requested service.

Choose an authentication method

 Duo Push RECOMMENDED	<input type="button" value="Send Me a Push"/>
 Call Me	<input type="button" value="Call Me"/>
 Passcode	<input type="button" value="Enter a Passcode"/>

Remember me for 30 days

[Cancel this Request](#)

[> Need Help?](#)

6. When prompted, select one of three choices to authenticate.

7. Select your preferred **information release consent duration**; then click **Accept** .

You are about to access the service:
HathiTrust of University of Michigan

Description as provided by this service:
HathiTrust is an international partnership of academic and research institutions working together to ensure the long-term preservation and accessibility of the cultural record.

[Additional information about the service](#)

Information to be Provided to Service
eduPersonPrincipalName **TDang@getty.edu**
eduPersonScopedAffiliation **member@getty.edu**
givenName **Trang**
mail **TDang@getty.edu**
surname **Dang**

[Data privacy information of the service](#)

The information above would be shared with the service if you proceed. Do you agree to release this information to the service every time you access it?

Select an information release consent duration:

- Ask me again at next login
 - I agree to send my information this time.
- Ask me again if information to be provided to this service changes
 - I agree that the same information will be sent automatically to this service in the future.
- Do not ask me again
 - I agree that **all** of my information will be released to **any** service.

This setting can be revoked at any time with the checkbox on the login page.

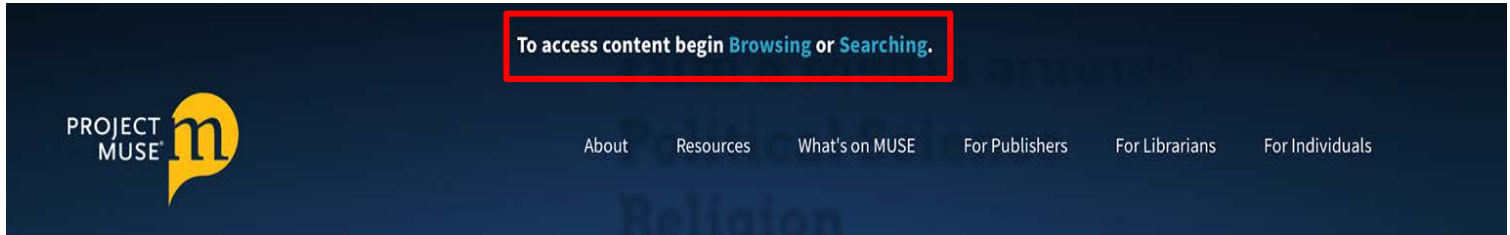
The screenshot displays the HathiTrust Digital Library homepage. At the top, a dark navigation bar contains links for Home, About, My Collections, Collections, Help, and Feedback. On the right side of this bar, the text 'Member Log out' is highlighted with a red box. Below the navigation bar is the HathiTrust logo, which consists of an orange square with a white elephant head icon and the text 'HATHI TRUST Digital Library'. The main content area features a search bar with the placeholder text 'Search words about or within the items' and a 'Search HathiTrust' button. Below the search bar are radio buttons for 'Full-text', 'Catalog', and a checked 'Full view only' option. At the bottom of the search section, there are links for 'Advanced full-text search', 'Advanced catalog search', and 'Search tips', along with a small blue information icon and the text 'Should I search catalog or full-text?'. On the right side of the page, a yellow notification box is highlighted with a red box, containing the text: 'You are logged in, which ensures you get the most out of HathiTrust.'

7. Complete! You can now access HathiTrust through GRI.

Project Muse

<http://muse.jhu.edu/>

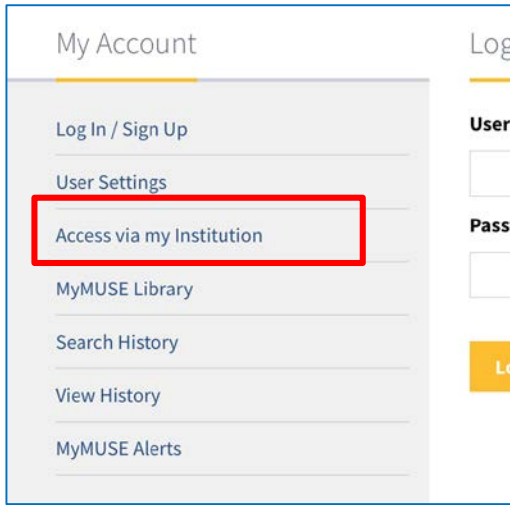




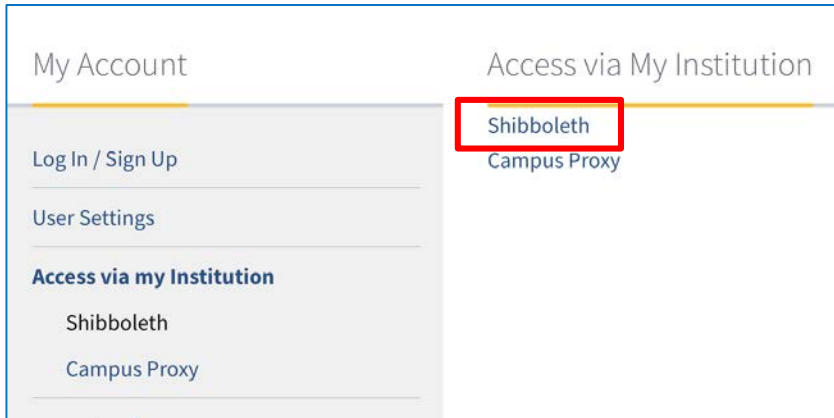
1. Navigate to <http://muse.jhu.edu/>; then, click either **Browsing** or **Searching** at the top of the page.



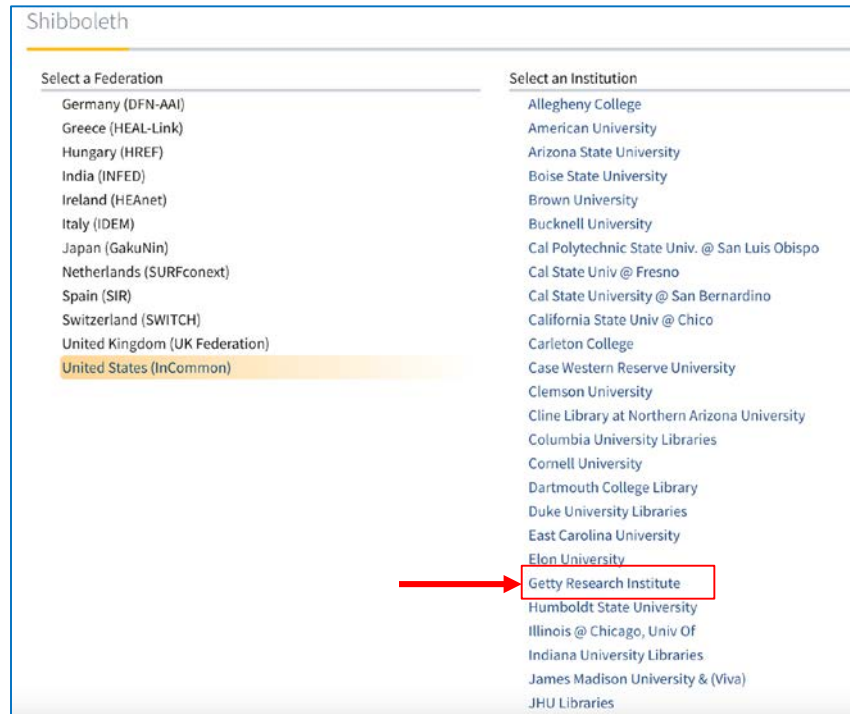
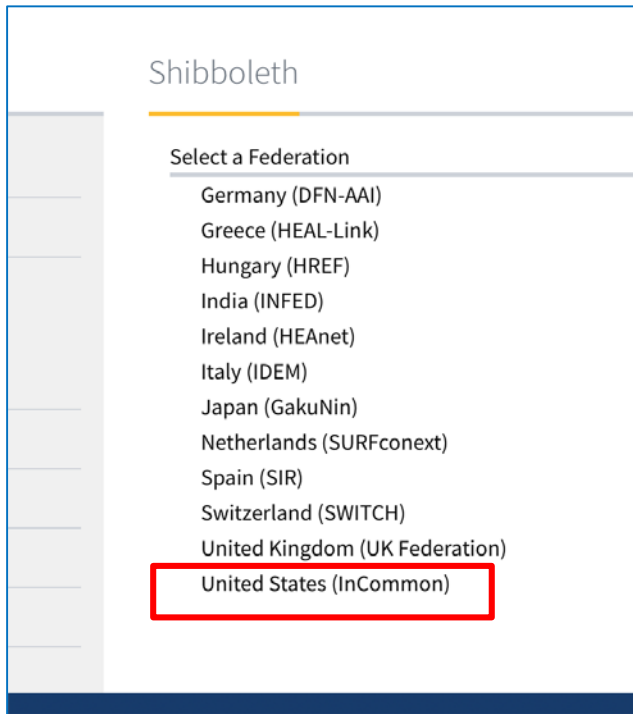
2. Click **LOG IN** at the top right corner.



3. Click **Access via my Institution** under **My Account** (to the left).



4. Click **Shibboleth** .



5. Click **United States (InCommon)** .

6. Click **Getty Research Institute** .



Welcome to the Getty OneID Simple Sign On System

Login to ITHAKA Service Provider

Username Enter your Getty OneID name




Password

Sign In

7. Enter **Getty OneID credential**, then click **Sign In**

Authentication with Duo is required for the requested service.

Choose an authentication method

 Duo Push RECOMMENDED	<input type="button" value="Send Me a Push"/>
 Call Me	<input type="button" value="Call Me"/>
 Passcode	<input type="button" value="Enter a Passcode"/>

Remember me for 30 days

[Cancel this Request](#)

[> Need Help?](#)

8. When prompted, select one of three choices to authenticate.

The information above would be shared with the service if you proceed. Do you agree to release this information to the service every time you access it?

Select an information release consent duration:

Ask me again at next login

I agree to send my information this time.

Ask me again if information to be provided to this service changes

I agree that the same information will be sent automatically to this service in the future.

Do not ask me again

I agree that **all** of my information will be released to **any** service.

This setting can be revoked at any time with the checkbox on the login page.

Reject

Accept

8. Scroll down and select your preferred information release consent duration; then click **Accept**.



Shibboleth authentication was successful.

You are now recognized as a member of 'Getty Research Institute'. Click below to return to your content.

[Return to Project MUSE](#)

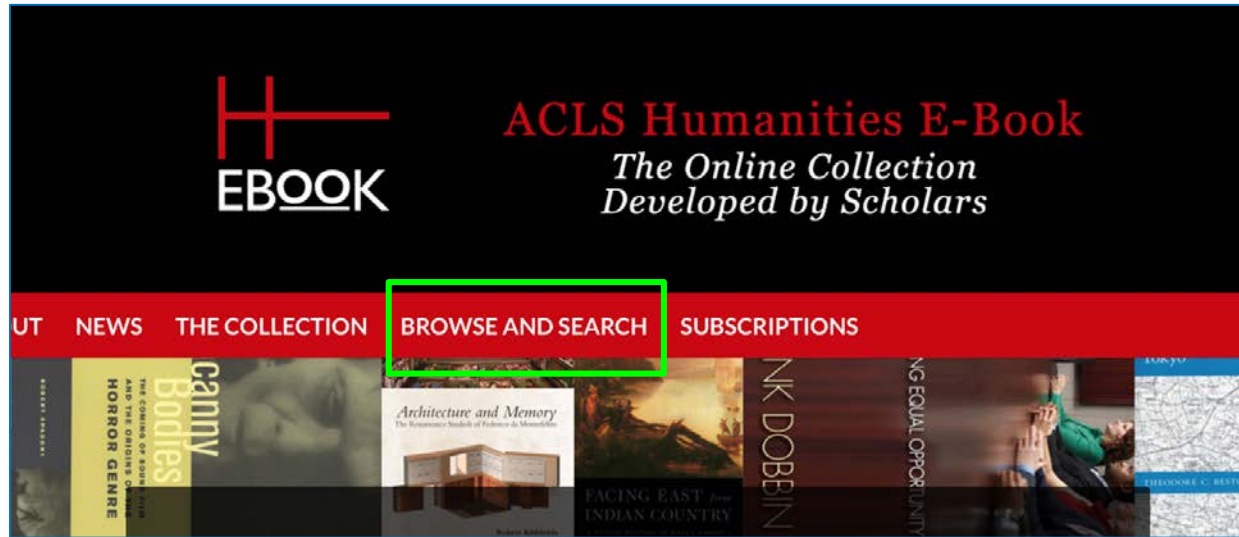
<https://muse.jhu.edu>

9. Complete! You can now access Project Muse.

ACLS Humanities E-Books

<http://www.humanitiesebook.org/>





1. Navigate to <http://www.humanitiesebook.org/>; then, click **BROWSE AND SEARCH**

2. Browse or Search for works; otherwise, click on a work .

The screenshot shows the ACLS Humanities E-Book (HEB) website. At the top, there is a search bar labeled "Search works" with a magnifying glass icon. Below the search bar is a header section with the "EBOOK" logo on the left and a descriptive paragraph on the right. The main content area is titled "Books" and includes a navigation menu on the left with options like "Open Access", "Subject", "Author", "Publisher", and "Series". In the center, there are two book covers displayed. The first book is "Sweated work, weak bodies: anti-sweatshop campaigns and languages of labor" by Daniel E. Bender. The second book is "Jim Crow New York: a documentary history of race and citizenship, 1777-1877" by David N. Gellman and David Quigley. A "Sort by Date" button is visible on the right side of the book list. Red arrows from the text above point to the search bar, the EBOOK logo, and the "Jim Crow New York" book cover.

ACLS Humanities E-Book Search works

EBOOK

ACLS Humanities E-Book (HEB) is a digital collection of over 5,400 seminal books in the humanities and are presented in collaboration with more than 120 publishers and Michigan Publishing. Books in the collection are recommended and reviewed by scholars and constituent learned societies of the American Council on Education. The collection is hosted on the Fulcrum platform. [Read more about our new platform here.](#)

New York, New York | @ACLS_HEB

Books

« Previous | 1 - 15 of 5,343 | Next »

Sort by Date

Open Access >

Subject >


Author >

Publisher >

Series >

SWEATED WORK, WEAK BODIES
ANTI-SWEATSHOP CAMPAIGNS AND LANGUAGES OF LABOR
DANIEL E. BENDER

Jim Crow NEW YORK
A DOCUMENTARY HISTORY OF RACE AND CITIZENSHIP 1777-1877
DAVID N. GELLMAN AND DAVID QUIGLEY



Jim Crow New York: a documentary history of race and citizenship, 1777-1877
 David N. Gellman and David Quigley
 2004, c2003 © New York University Press

Read Book


ISBN(s) 0814731562 (E-Book)
 Subject American: 1789-1899

3. Click **Read Book** .


Jim Crow New York: a documentary history of race and citizenship, 1777-1877 is a restricted access online resource. Go back to previous page.

ACLS Humanities E-Book is an online collection of books of high quality in the humanities, selected by scholars, and accessible through institutional and individual subscription. Access to the collection is restricted to faculty, students, members, and staff of subscribing institutions, and to authorized individuals who have been issued a password.

For information on subscribing, visit our [subscription information page](#). To see if your institution subscribes, see our [list of subscribers](#). If you are having difficulties accessing the content, please e-mail subscriptions@hebook.org.

Individual access	Institutional access	Purchase a subscription
If you have purchased an individual subscription, login in using your University of Michigan Friend account. <input type="button" value="Sign in as Individual"/>	If your institution has purchased a subscription, you may attempt to login at the appropriate institution. See if your institution is a subscriber. <div style="border: 1px solid red; padding: 5px;"> Use a suggested selection:  University of Michigan Or enter your organization's name <input type="text" value="Getty"/> <input type="button" value="Continue"/> <input type="checkbox"/> Allow me to pick from a list </div>	You may purchase individual or institution access. Learn more at ACLS Humanities E-Book subscriptions information page.

Use a suggested selection:



University of Michigan

Or enter your organization's name

4. Enter “**getty**” in the search bar inside the red-bordered box (under **Institutional access**) ;

5. Select **J. Paul Getty Trust** ; then Click **Continue** .



Welcome to the Getty OneID Simple Sign On System

Login to ITHAKA Service Provider

Username Enter your Getty OneID name




Password

Sign In

6. Enter **Getty OneID credential**, then click **Sign In**

Authentication with Duo is required for the requested service.

Choose an authentication method

 Duo Push RECOMMENDED	<input type="button" value="Send Me a Push"/>
 Call Me	<input type="button" value="Call Me"/>
 Passcode	<input type="button" value="Enter a Passcode"/>

Remember me for 30 days

[Cancel this Request](#)

[> Need Help?](#)

7. When prompted, select one of three choices to authenticate.

The information above would be shared with the service if you proceed. Do you agree to release this information to the service every time you access it?

Select an information release consent duration:

Ask me again at next login

I agree to send my information this time.

Ask me again if information to be provided to this service changes

I agree that the same information will be sent automatically to this service in the future.

Do not ask me again

I agree that **all** of my information will be released to **any** service.

This setting can be revoked at any time with the checkbox on the login page.


Reject

Accept

8. Scroll down and select your preferred **information release consent duration**; then click **Accept**.

ACLS Humanities E-Book tdang@getty.edu

Home / Jim Crow New York: a documentary history of race and citizenship, 1777-1877



Jim Crow New York: a documentary history of race and citizenship, 1777-1877
David N. Gellman and David Quigley
2004, c2003 © New York University Press

[Read Book](#)

9. Complete! You can now access ACLS Humanities E-Book. You can start reading the work on the current page by clicking **Read Book** (again), or do another **Browse** and **Search**.

EBSCOHost

<https://search.ebscohost.com/Login.aspx>



EBSCO

Sign In



Or

User ID

Password



Institutional Login

OpenAthens Login


1. Navigate to <https://search.ebscohost.com/Login.aspx>; then, click **Shibboleth Login**

Shibboleth Login EBSCO Support Site

To login using your institution's login credentials, select a region or group.

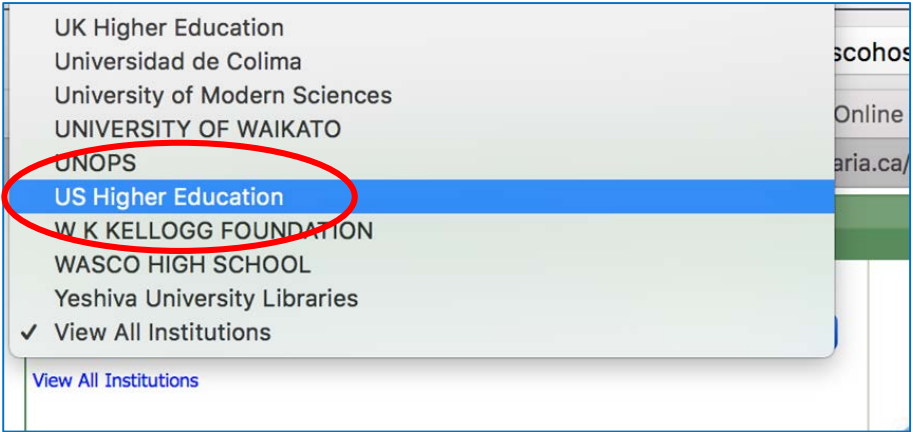
[View All Institutions](#)

[Supported Browsers](#)
Recommended minimum screen resolution: 1024x768



Learn more about
[EBSCO Information Services Product & Services](#)

2. Click **Select your region or group** drop-down.



3. Scroll down to the end of the list, and click **US Higher Education** .



4. Scroll down, and click **The J. Paul Getty Trust** .



Welcome to the Getty OneID Simple Sign On System

Login to ITHAKA Service Provider

Username Enter your Getty OneID name




Password

Sign In

5. Enter **Getty OneID credential**, then click **Sign In**

Authentication with Duo is required for the requested service.

Choose an authentication method

 Duo Push RECOMMENDED	<input type="button" value="Send Me a Push"/>
 Call Me	<input type="button" value="Call Me"/>
 Passcode	<input type="button" value="Enter a Passcode"/>

Remember me for 30 days

[Cancel this Request](#)

[> Need Help?](#)

6. When prompted, select one of three choices to authenticate.

The information above would be shared with the service if you proceed. Do you agree to release this information to the service every time you access it?

Select an information release consent duration:

Ask me again at next login

I agree to send my information this time.

Ask me again if information to be provided to this service changes

I agree that the same information will be sent automatically to this service in the future.

Do not ask me again

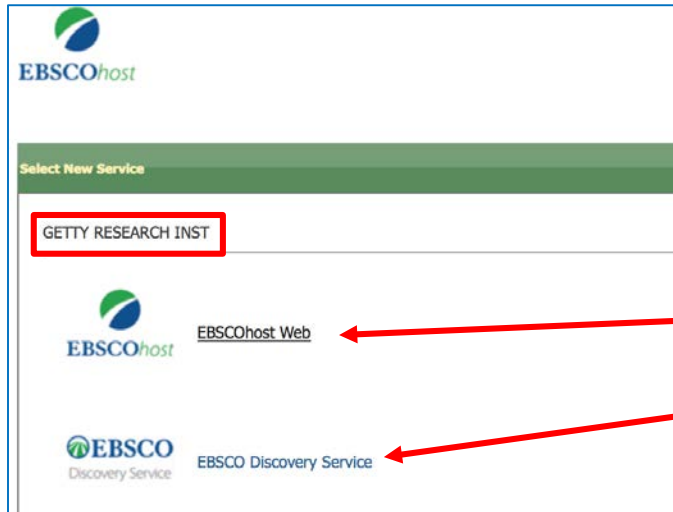
I agree that **all** of my information will be released to **any** service.

This setting can be revoked at any time with the checkbox on the login page.

Reject

Accept

7. Scroll down and select your preferred information release consent duration; then click **Accept**.



8. Complete! You can now access EBSCOhost: either **EBSCOhost Web** or **EBSCO Discovery Service**.



Choose Databases | [Select another EBSCO service](#)

To search within a single database, click the database name listed below. To select more than one database to search, check the boxes next to the databases and click *Continue*.



Continue

Select / deselect all

[Art Index Retrospective \(H.W. Wilson\)](#)

Art Index Retrospective™: 1929 - 1984 provides users access to over half a century of art literature covering fine, decorative, and commercial art. Content includes high-quality indexing of nearly 600 publications, many of which are peer-reviewed, and citations of over 25,000 book reviews.


[Title List](#) [More Information](#)

[Art & Architecture Source](#)

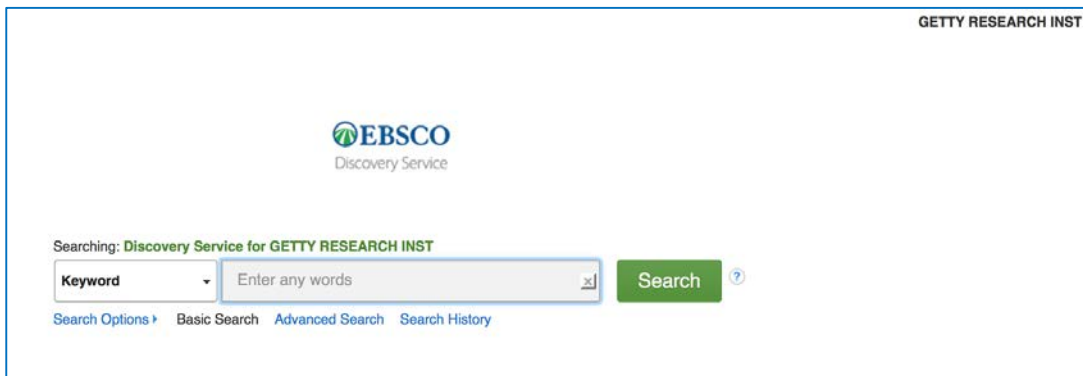
Art & Architecture Source covers a broad range of related subjects, from fine, decorative and commercial art, to various areas of architecture and architectural design. Providing over 600 full-text journals, more than 220 full-text books, and a collection of over 63,000 images, it is designed for use by a diverse audience, including art scholars, artists, designers, students and general researchers.

9. EBSCOhost Web: **Select databases** you want to access (or all); then click **Continue**





10. EBSCOhost Web search homepage.



11. Or go back and choose another service: EBSCO Discovery Service search Homepage.

ProQuest

<https://search.proquest.com/>



Trying to access content on ProQuest?

Use one of the options below to see if you have access.

Connect through your library or institution

Institution

Find

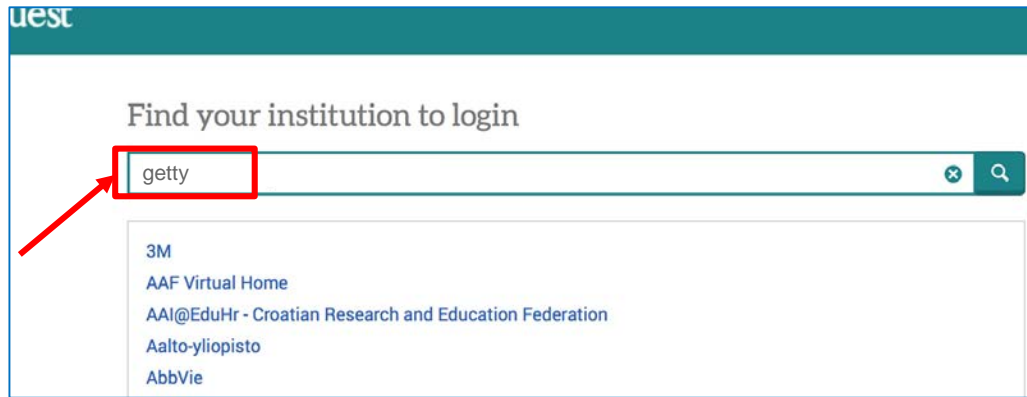
Or log in with your ProQuest account

Other access options

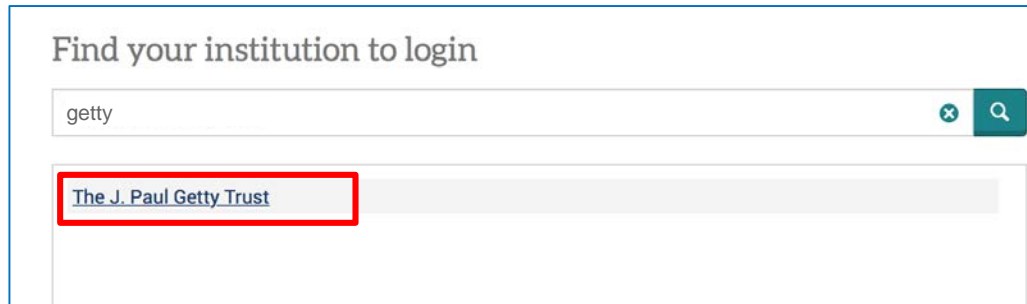
- Use OpenAthens login
- **Use your institution's local login**
- Connect to ProQuest through your library network and search ProQuest content from there.
- Check with your library reference desk or help desk for instructions on connecting to ProQuest remotely.

For librarians and administrators

1. Navigate to <https://search.proquest.com/>; then, click **Use your institution's local login** under **Other access options** to the right.



2. Enter “getty” in the search bar under **Find your institution to login**; then click **search icon** .



3. Click **The J. Paul Getty Trust** .

Welcome to the Getty OneID Simple Sign On System

Login to ITHAKA Service Provider

Username Enter your Getty OneID name




Password

Sign In

4. Enter **Getty OneID credential**, then click **Sign In**

Authentication with Duo is required for the requested service.

Choose an authentication method

 Duo Push RECOMMENDED	<input type="button" value="Send Me a Push"/>
 Call Me	<input type="button" value="Call Me"/>
 Passcode	<input type="button" value="Enter a Passcode"/>

Remember me for 30 days

[Cancel this Request](#)

[> Need Help?](#)

5. When prompted, select one of three choices to authenticate.

The information above would be shared with the service if you proceed. Do you agree to release this information to the service every time you access it?

Select an information release consent duration:

Ask me again at next login

I agree to send my information this time.

Ask me again if information to be provided to this service changes

I agree that the same information will be sent automatically to this service in the future.

Do not ask me again

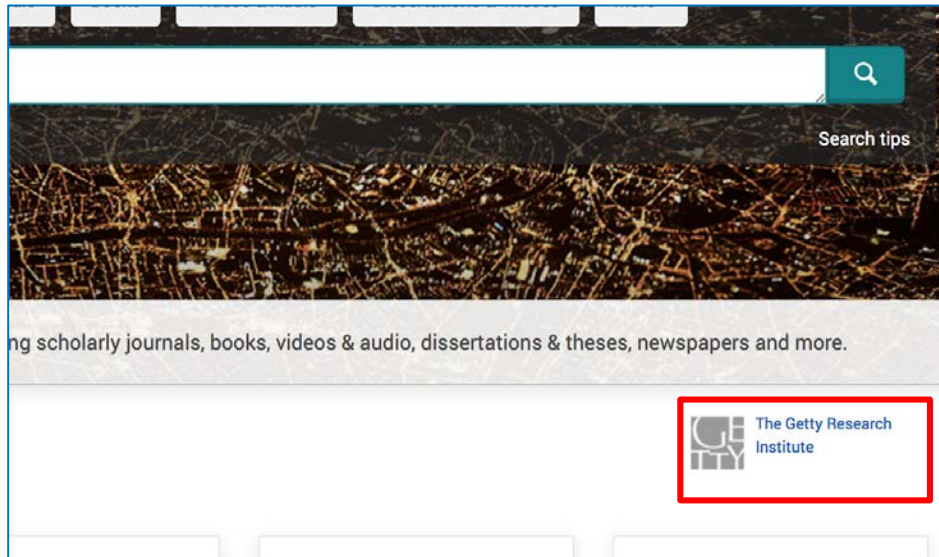
I agree that **all** of my information will be released to **any** service.

This setting can be revoked at any time with the checkbox on the login page.

Reject

Accept

6. Scroll down and select your preferred **information release consent duration**; then click **Accept**.



8. Complete! You can now access ProQuest via GRI.