

AATA ONLINE'S TESTING OF MACHINE LEARNING WITH AAT

by
Lynda Bunting
Getty Conservation Institute



<https://aata.getty.edu/primo-explore/search?vid=AATA>


[Import bookmarks...](#)
[Alma login](#)
[Online Space Booking ...](#)
[Alma Sandbox](#)

[Explore the Getty](#)

Getty
AATA Online

[Getty Conservation Institute](#)
[About AATA Online](#)
[Help](#)



[Menu](#)



[all documents](#)
[keywords](#)
[anywhere in the record](#)

[Advanced Search](#)

AATA Online is a free research database containing abstracts of literature related to the preservation and conservation of material cultural heritage. It has been managed and published by the Getty since 1983. AATA Online contains over 170,000 records and adds approximately 4,000 new records each year through regular updates. The database also includes selected subject-specific bibliographies produced as part of the Getty Conservation Institute's own conservation and scientific research projects or as part of specific collaborative projects in which the Institute is involved.

Links

[What's inside?](#)

[What are the main publications abstracted?](#)

Featured Subject Term

[Lacquer](#) has been used in East and Southeast Asia for centuries in a variety of decorative treatments, as shown by the lacquered wooden mask with paints (ca. 3rd century BCE) that was recently unearthed from the Wuwangdun Tomb of the Chu state in Huainan, Anhui Province, China.

Recent Additions

The summer 2024 update includes abstracts on historical metals, archaeological science and geoarchaeology, natural science collections, microchemicals, the historic environment, international cultural heritage, and from Kermes and the Journal of the Institute of Conservation.

Welcome!

See the [OpenAPI documentation](#) for an interactive REST API specification.

Copy text here and press the button "Get suggestions"



PROJECT (VOCABULARY AND LANGUAGE)

AATA TFIDF project

► Project information

MAX # OF SUGGESTIONS

10

15

20

Get suggestions →

Welcome!

See the [OpenAPI documentation](#) for an interactive REST API specification.

Now you see it, now you don't: conservation on Larry Bell's Shadows. ✕

Two sides of the glass cube sculpture *Shadows* (1967) by Larry Bell (b. 1939) were shattered when a [MoMA](#) visitor accidentally walked into it in 2016. Unfortunately, this was the second damage it had sustained at the museum: in 1992 it was hit by a flatbed art truck. After that incident, the artist chose to replace the shattered pane with one fabricated by his studio, also supplying the museum with two additional panes. The panes used in 1992 were grayer and lighter than the amber-tinged 1967 panes. At that time, the artist had deemed this difference acceptable. When consulted again in 2018, he remained unbothered by this discrepancy of color and value, advising the authors to use the extra two grey replacements for the recently broken panes. However, the authors remained hesitant; replacing two additional panes would change the appearance of the work more dramatically than the previous, single-pane repair. To help guide treatment decisions, the authors analyzed the artwork, replacement materials, adhesives, and researched manufacturing processes. This article outlines the discussions between curatorial, conservation, and artist's studio in deciding the steps to take in restoring this work. These include the artist's evolving opinion, the institution's reevaluation of the essential qualities of the sculpture, and the approach taken to execute the treatment.

PROJECT (VOCABULARY AND LANGUAGE)

AATA TFIDF project ▾

► Project information

MAX # OF SUGGESTIONS

10

15

20

Get suggestions →

Now you see it, now you don't: conservation on Larry Bell's Shadows. ✕

Two sides of the glass cube sculpture *Shadows* (1967) by Larry Bell (b. 1939) were shattered when a MoMA visitor accidentally walked into it in 2016. Unfortunately, this was the second damage it had sustained at the museum: in 1992 it was hit by a flatbed art truck. After that incident, the artist chose to replace the shattered pane with one fabricated by his studio, also supplying the museum with two additional panes. The panes used in 1992 were grayer and lighter than the amber-tinged 1967 panes. At that time, the artist had deemed this difference acceptable. When consulted again in 2018, he remained unbothered by this discrepancy of color and value, advising the authors to use the extra two grey replacements for the recently broken panes. However, the authors remained hesitant; replacing two additional panes would change the appearance of the work more dramatically than the previous, single-pane repair. To help guide treatment decisions, the authors analyzed the artwork, replacement materials, adhesives, and researched manufacturing processes. This article outlines the discussions between curatorial, conservation, and artist's studio in deciding the steps to take in restoring this work. These include the artist's evolving opinion, the institution's reevaluation of the essential qualities of the sculpture, and the approach taken to execute the treatment.

Annif v1.1.0

PROJECT (VOCABULARY AND LANGUAGE)

AATA TFIDF project ▼

► Project information

MAX # OF SUGGESTIONS

10

15

20

Get suggestions →

SUGGESTED SUBJECTS

- [artist's intent](#)
- [replacement](#)
- [previous interventions](#)
- [restoration \(process\)](#)
- [reconstruction](#)
- [contemporary art](#)
- [sculpture \(visual work\)](#)
- [dismantling](#)
- [decision making](#)
- [damage \(condition\)](#)

PREDICTOR	ANNIF	AATA FINAL
decision making	artist's intent	artist's intent
replacement	replacement	replacement
artist's intent	previous interventions	previous interventions
comparative analysis	restoration (process)	restoration (process)
deterioration	reconstruction	reconstruction
preventive conservation	contemporary art	contemporary art
degradation	sculpture (visual work)	sculpture (visual work)
previous interventions	dismantling	decision making
repairing	decision making	damage (condition)
condition assessment	damage (condition)	repairing
		Oddy test
		x-ray fluorescence
		adhesive
		Bell, Larry, b. 1939

Welcome!

See the [OpenAPI documentation](#) for an interactive REST API specification.

Let's stick together: the bonding of silicone rubber and its challenges. ✕
Discusses the decision-making process, the assessment of adhesives, and the conservation treatment of the artwork Modell: Zwischendeck (1995) by Dorothee Golz (b. 1960). The artwork consists of a particular combination of two synthetic materials: silicone rubber and phenolic foam. Permanent tension in the silicone rubber during exhibition and storage led to partial plastic deformations and tears in the silicone. The goal of this study was to develop a conservation method that would reduce the permanent tension in the material and allow the exhibition of the artwork in the future. In an experimental approach, test series for the bonding of silicone rubber were carried out. Four silicone adhesives were tested and evaluated on silicone rubber specimens. The test results and the implementation of the bonding with the selected silicone adhesive are discussed. An interview with Golz provided valuable information about the manufacturing process as well as the artistic concept. As an additional preventive measure, a support system was developed to reduce tensile strain during storage of the artwork.

PROJECT (VOCABULARY AND LANGUAGE)

AATA TFIDF project ▾

► Project information

MAX # OF SUGGESTIONS

10

15

20

Get suggestions →

Let's stick together: the bonding of silicone rubber and its challenges. Discusses the decision-making process, the assessment of adhesives, and the conservation treatment of the artwork Modell: Zwischendeck (1995) by Dorothee Golz (b. 1960). The artwork consists of a particular combination of two synthetic materials: silicone rubber and phenolic foam. Permanent tension in the silicone rubber during exhibition and storage led to partial plastic deformations and tears in the silicone. The goal of this study was to develop a conservation method that would reduce the permanent tension in the material and allow the exhibition of the artwork in the future. In an experimental approach, test series for the bonding of silicone rubber were carried out. Four silicone adhesives were tested and evaluated on silicone rubber specimens. The test results and the implementation of the bonding with the selected silicone adhesive are discussed. An interview with Golz provided valuable information about the manufacturing process as well as the artistic concept. As an additional preventive measure, a support system was developed to reduce tensile strain during storage of the artwork.



Annif v1.1.0

PROJECT (VOCABULARY AND LANGUAGE)

AATA TFIDF project ▾

► Project information

MAX # OF SUGGESTIONS

10

15

20

Get suggestions →

SUGGESTED SUBJECTS

- silicone rubber
- silicone oil
- silicone resin
- rubber (material)
- silicon
- adhesion
- elastomer
- bonding (joining)
- adhesive
- replication (image-making processes)

ANNIF	AATA FINAL
silicone rubber	silicone rubber
silicone oil	adhesion
silicone resin	elastomer
rubber (material)	bonding (joining)
silicon	adhesive
adhesion	phenolic resin
elastomer	artist's intent
bonding (joining)	contemporary art
adhesive	
replication (image-making process)	Golz, Dorothee, b. 1960

LESSONS LEARNED FROM CREATING 500 RECORDS

- Do not assume machine learning will make your work easy
- Develop a well-defined and targeted project
- Test the tool(s) and analyze the outcomes for effectiveness
- Wait for more and better tools