

Getty



TECHNICIAN TRAINING FOR THE CONSERVATION OF MOSAICS

PART 1
THE CONSERVATION OF IN SITU MOSAICS


Previous interventions



Livia Alberti, Ermanno Carbonara, Thomas Roby



Different types of previous interventions



PREVIOUS INTERVENTIONS ON THE MOSAIC

- Mortar repairs
- Infilling of lacunae
 - Edging repair
 - Filling of interstices between tesserae
 - Grouting of voids between preparatory layers
- Reintegration of lacunae
- with tesserae
 - with pieces of stone, brick or other material inserted into the mortar
- Lifting and relaying on a new support
- Reinforced concrete/cement support
 - Other type of support: _____
- Surface treatment
- Chemical cleaning
 - Mechanical abrasion
 - Application of a surface product (resin, wax, etc.)
 - Other: _____
- Parts detached and stored elsewhere
- Reburial *(Draw a vertical section of the reburial; describe the fill materials and separation membranes used, provide the total thickness and the thickness of each layer)*

PREVIOUS INTERVENTIONS AROUND THE MOSAIC

- Drainage
- Open shelter
- Wall stabilization
- Removable cover
- Closed shelter
- Other: _____
- Access barrier: _____

DATES OF PREVIOUS INTERVENTIONS CARRIED OUT AND INFORMATION SOURCES

PREPARED BY _____

DATE _____

PREVIOUS INTERVENTIONS ON THE MOSAIC

- Mortar repairs
- Infilling of lacunae
 - Edging repair
 - Filling of interstices between tesserae
 - Grouting of voids between preparatory layers

- Reintegration of lacunae
- with tesserae
 - with pieces of stone, brick or other material inserted into the mortar

- Lifting and relaying on a new support
- Reinforced concrete/cement support
 - Other type of support: _____

- Surface treatment
- Chemical cleaning
 - Mechanical abrasion
 - Application of a surface product (resin, wax, etc.)
 - Other: _____

- Parts detached and stored elsewhere

- Reburial *(Draw a vertical section of the reburial; describe the fill materials and separation membranes used, provide the total thickness and the thickness of each layer)*



Firmano Carbonara 2011 / J. Paul Getty Trust

PREVIOUS INTERVENTIONS AROUND THE MOSAIC

- Drainage
- Open shelter
- Wall stabilization
- Removable cover
- Closed shelter
- Other: _____
- Access barrier: _____

DATES OF PREVIOUS INTERVENTIONS CARRIED OUT AND INFORMATION SOURCES

PREVIOUS INTERVENTIONS ON THE MOSAIC

Mortar repairs

- Infilling of lacunae
- Edging repair
- Filling of interstices between tesserae
- Grouting of voids between preparatory layers

Reintegration of lacunae

- with tesserae
- with pieces of stone, brick or other material inserted into the mortar

Lifting and relaying on a new support

- Reinforced concrete/cement support
- Other type of support: _____

Surface treatment

- Chemical cleaning
- Mechanical abrasion
- Application of a surface product (resin, wax, etc.)
- Other: _____

Parts detached and stored elsewhere

Reburial *(Draw a vertical section of the reburial; describe the fill materials and separation membranes used, provide the total thickness and the thickness of each layer)*

PREVIOUS INTERVENTIONS AROUND THE MOSAIC

- Drainage
- Open shelter
- Wall stabilization
- Removable cover
- Closed shelter
- Other: _____
- Access barrier: _____

DATES OF PREVIOUS INTERVENTIONS CARRIED OUT AND INFORMATION SOURCES



Thomas Roby 2001 © J. Paul Getty Trust

PREVIOUS INTERVENTIONS ON THE MOSAIC

- Mortar repairs
 - Infilling of lacunae
 - Edging repair
 - Filling of interstices between tesserae
 - Grouting of voids between preparatory layers

- Reintegration of lacunae
 - with tesserae
 - with pieces of stone, brick or other material inserted into the mortar

- Lifting and relaying on a new support
 - Reinforced concrete/cement support
 - Other type of support: _____

- Surface treatment
 - Chemical cleaning
 - Mechanical abrasion
 - Application of a surface product (resin, wax, etc.)
 - Other: _____

- Parts detached and stored elsewhere

- Reburial *(Draw a vertical section of the reburial; describe the fill materials and separation membranes used, provide the total thickness and the thickness of each layer)*



Ermanno Carbonara 2008 © J. Paul Getty Trust

PREVIOUS INTERVENTIONS AROUND THE MOSAIC

- Drainage
- Open shelter
- Wall stabilization
- Removable cover
- Closed shelter
- Other: _____
- Access barrier: _____

DATES OF PREVIOUS INTERVENTIONS CARRIED OUT AND INFORMATION SOURCES



Ermanno Carbonara 2014 © J. Paul Getty Trust

DATA FORM NO. 2 – PREVIOUS INTERVENTIONS

STUDY PHASE

MOSAIC ID _____/_____/_____/_____

PREVIOUS INTERVENTIONS ON THE MOSAIC

Mortar repairs

- Infilling of lacunae
- Edging repair
- Filling of interstices between tesserae
- Grouting of voids between preparatory layers

Reintegration of lacunae

- with tesserae
- with pieces of stone, brick or other material inserted into the mortar

Lifting and relaying on a new support

- Reinforced concrete/cement support
- Other type of support: _____

Surface treatment

- Chemical cleaning
- Mechanical abrasion
- Application of a surface product (resin, wax, etc.)
- Other: _____

Parts detached and stored elsewhere

- Reburial *(Draw a vertical section of the reburial; describe the fill materials and separation membranes used, provide the total thickness and the thickness of each layer)*

PREVIOUS INTERVENTIONS AROUND THE MOSAIC

- Drainage
- Open shelter
- Wall stabilization
- Removable cover
- Closed shelter
- Other: _____
- Access barrier: _____

DATES OF PREVIOUS INTERVENTIONS CARRIED OUT AND INFORMATION SOURCES

PREPARED BY

DATE



Fimanno Carbonara 2008 © J. Paul Getty Trust

PREVIOUS INTERVENTIONS ON THE MOSAIC

- Mortar repairs
- Infilling of lacunae
 - Edging repair
 - Filling of interstices between tesserae
 - Grouting of voids between preparatory layers

- Reintegration of lacunae
- with tesserae
 - with pieces of stone, brick or other material inserted into the mortar

- Lifting and relaying on a new support
- Reinforced concrete/cement support
 - Other type of support: _____

- Surface treatment
- Chemical cleaning
 - Mechanical abrasion
 - Application of a surface product (resin, wax, etc.)
 - Other: _____

- Parts detached and stored elsewhere

- Reburial *(Draw a vertical section of the reburial; describe the fill materials and separation membranes used, provide the total thickness and the thickness of each layer)*



With pieces of ancient brick



With pieces of modern brick

PREVIOUS INTERVENTIONS AROUND THE MOSAIC

- Drainage
- Open shelter
- Wall stabilization
- Removable cover
- Closed shelter
- Other: _____
- Access barrier: _____

DATES OF PREVIOUS INTERVENTIONS CARRIED OUT AND INFORMATION SOURCES

PREVIOUS INTERVENTIONS ON THE MOSAIC

- Mortar repairs
 - Infilling of lacunae
 - Edging repair
 - Filling of interstices between tesserae
 - Grouting of voids between preparatory layers

- Reintegration of lacunae
 - with tesserae
 - with pieces of stone, brick or other material inserted into the mortar

Lifting and relaying on a new support Reinforced concrete/cement support
 Other type of support: _____

- Surface treatment
 - Chemical cleaning
 - Mechanical abrasion
 - Application of a surface product (resin, wax, etc.)
 - Other: _____

- Parts detached and stored elsewhere
- Reburial *(Draw a vertical section of the reburial; describe the fill materials and separation membranes used, provide the total thickness and the thickness of each layer)*



Sebastiaan Gods 2010 © J. Paul Getty Trust



Sebastiaan Gods 2010 © J. Paul Getty Trust

PREVIOUS INTERVENTIONS AROUND THE MOSAIC

- Drainage
- Open shelter
- Wall stabilization
- Removable cover
- Closed shelter
- Other: _____
- Access barrier: _____

DATES OF PREVIOUS INTERVENTIONS CARRIED OUT AND INFORMATION SOURCES

PREVIOUS INTERVENTIONS ON THE MOSAIC

- Mortar repairs
 - Infilling of lacunae
 - Edging repair
 - Filling of interstices between tesserae
 - Grouting of voids between preparatory layers

- Reintegration of lacunae
 - with tesserae
 - with pieces of stone, brick or other material inserted into the mortar

- Lifting and relaying on a new support
 - Reinforced concrete/cement support
 - Other type of support: Aluminum honeycomb panel

- Surface treatment
 - Chemical cleaning
 - Mechanical abrasion
 - Application of a surface product (resin, wax, etc.)
 - Other: _____

- Parts detached and stored elsewhere

- Reburial *(Draw a vertical section of the reburial; describe the fill materials and separation membranes used, provide the total thickness and the thickness of each layer)*



PREVIOUS INTERVENTIONS AROUND THE MOSAIC

- Drainage
- Open shelter
- Wall stabilization
- Removable cover
- Closed shelter
- Other: _____
- Access barrier: _____

DATES OF PREVIOUS INTERVENTIONS CARRIED OUT AND INFORMATION SOURCES

PREVIOUS INTERVENTIONS ON THE MOSAIC

- Mortar repairs
 - Infilling of lacunae
 - Edging repair
 - Filling of interstices between tesserae
 - Grouting of voids between preparatory layers

- Reintegration of lacunae
 - with tesserae
 - with pieces of stone, brick or other material inserted into the mortar

- Lifting and relaying on a new support
 - Reinforced concrete/cement support
 - Other type of support: _____

- Surface treatment
 - Chemical cleaning
 - Mechanical abrasion
 - Application of a surface product (resin, wax, etc.)
 - Other: _____

- Parts detached and stored elsewhere

- Reburial *(Draw a vertical section of the reburial; describe the fill materials and separation membranes used, provide the total thickness and the thickness of each layer)*

PREVIOUS INTERVENTIONS AROUND THE MOSAIC

- Drainage
- Open shelter
- Wall stabilization
- Removable cover
- Closed shelter
- Other: _____
- Access barrier: _____

DATES OF PREVIOUS INTERVENTIONS CARRIED OUT AND INFORMATION SOURCES



Livia Alberti 2010 © J. Paul Getty Trust

PREVIOUS INTERVENTIONS ON THE MOSAIC

- Mortar repairs
 - Infilling of lacunae
 - Edging repair
 - Filling of interstices between tesserae
 - Grouting of voids between preparatory layers

- Reintegration of lacunae
 - with tesserae
 - with pieces of stone, brick or other material inserted into the mortar

- Lifting and relaying on a new support
 - Reinforced concrete/cement support
 - Other type of support: _____

- Surface treatment
 - Chemical cleaning
 - Mechanical abrasion
 - Application of a surface product (resin, wax, etc.)
 - Other: _____

- Parts detached and stored elsewhere

- Reburial *(Draw a vertical section of the reburial: describe the fill materials and separation membranes used, provide the total thickness and the thickness of each layer)*

PREVIOUS INTERVENTIONS AROUND THE MOSAIC

- Drainage
- Open shelter
- Wall stabilization
- Removable cover
- Closed shelter
- Other: _____
- Access barrier: _____

DATES OF PREVIOUS INTERVENTIONS CARRIED OUT AND INFORMATION SOURCES



Livia Alberti 2006 © J. Paul Getty Trust

PREVIOUS INTERVENTIONS ON THE MOSAIC

- Mortar repairs
 - Infilling of lacunae
 - Edging repair
 - Filling of interstices between tesserae
 - Grouting of voids between preparatory layers

- Reintegration of lacunae
 - with tesserae
 - with pieces of stone, brick or other material inserted into the mortar

- Lifting and relaying on a new support
 - Reinforced concrete/cement support
 - Other type of support: _____

- Surface treatment
 - Chemical cleaning
 - Mechanical abrasion
 - Application of a surface product (resin, wax, etc.)
 - Other: _____

- Parts detached and stored elsewhere

- Reburial *(Draw a vertical section of the reburial; describe the fill materials and separation membranes used, provide the total thickness and the thickness of each layer)*

PREVIOUS INTERVENTIONS AROUND THE MOSAIC

- Drainage
- Open shelter
- Wall stabilization
- Removable cover
- Closed shelter
- Other: _____
- Access barrier: _____

DATES OF PREVIOUS INTERVENTIONS CARRIED OUT AND INFORMATION SOURCES



Ermanno Carbonara 2006 © J. Paul Getty Trust

PREVIOUS INTERVENTIONS ON THE MOSAIC

- Mortar repairs
 - Infilling of lacunae
 - Edging repair
 - Filling of interstices between tesserae
 - Grouting of voids between preparatory layers

- Reintegration of lacunae
 - with tesserae
 - with pieces of stone, brick or other material inserted into the mortar

- Lifting and relaying on a new support
 - Reinforced concrete/cement support
 - Other type of support: _____

- Surface treatment
 - Chemical cleaning
 - Mechanical abrasion
 - Application of a surface product (resin, wax, etc.)
 - Other: Glue

- Parts detached and stored elsewhere

- Reburial *(Draw a vertical section of the reburial: describe the fill materials and separation membranes used, provide the total thickness and the thickness of each layer)*

PREVIOUS INTERVENTIONS AROUND THE MOSAIC

- Drainage
- Open shelter
- Wall stabilization
- Removable cover
- Closed shelter
- Other: _____
- Access barrier: _____

DATES OF PREVIOUS INTERVENTIONS CARRIED OUT AND INFORMATION SOURCES



Ermanno Carbonara © 2004 Ermanno Carbonara

MOSAIC ID _____/_____/_____/_____

PREVIOUS INTERVENTIONS ON THE MOSAIC

- Mortar repairs
 - Infilling of lacunae
 - Edging repair
 - Filling of interstices between tesserae
 - Grouting of voids between preparatory layers

- Reintegration of lacunae
 - with tesserae
 - with pieces of stone, brick or other material inserted into the mortar

- Lifting and relaying on a new support
 - Reinforced concrete/cement support
 - Other type of support: _____

- Surface treatment
 - Chemical cleaning
 - Mechanical abrasion
 - Application of a surface product (resin, wax, etc.)
 - Other: _____

Parts detached and stored elsewhere

Reburial *(Draw a vertical section of the reburial: describe the fill materials and separation membranes used, provide the total thickness and the thickness of each layer)*

PREVIOUS INTERVENTIONS AROUND THE MOSAIC

- Drainage
- Open shelter
- Wall stabilization
- Removable cover
- Closed shelter
- Other: _____
- Access barrier: _____

DATES OF PREVIOUS INTERVENTIONS CARRIED OUT AND INFORMATION SOURCES

PREPARED BY _____

DATE _____



Sebastian Godts 2010 © J. Paul Getty Trust

PREVIOUS INTERVENTIONS ON THE MOSAIC

- Mortar repairs
 - Infilling of lacunae
 - Edging repair
 - Filling of interstices between tesserae
 - Grouting of voids between preparatory layers

- Reintegration of lacunae
 - with tesserae
 - with pieces of stone, brick or other material inserted into the mortar

- Lifting and relaying on a new support
 - Reinforced concrete/cement support
 - Other type of support: _____

- Surface treatment
 - Chemical cleaning
 - Mechanical abrasion
 - Application of a surface product (resin, wax, etc.)
 - Other: _____

- Parts detached and stored elsewhere

Reburial (Draw a vertical section of the reburial; describe the fill materials and separation membranes used, provide the total thickness and the thickness of each layer)



Livia Alberti 2009 © J. Paul Getty Trust



Ermanno Carbonara 2010 © J. Paul Getty Trust



Livia Alberti 2011 © J. Paul Getty Trust

PREVIOUS INTERVENTIONS AROUND THE MOSAIC

- Drainage
- Open shelter
- Wall stabilization
- Removable cover
- Closed shelter
- Other: _____
- Access barrier: _____

DATES OF PREVIOUS INTERVENTIONS CARRIED OUT AND INFORMATION SOURCES

PREVIOUS INTERVENTIONS ON THE MOSAIC

- Mortar repairs
 - Infilling of lacunae
 - Edging repair
 - Filling of interstices between tesserae
 - Grouting of voids between preparatory layers

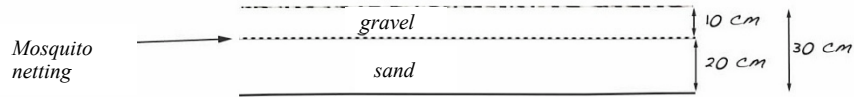
- Reintegration of lacunae
 - with tesserae
 - with pieces of stone, brick or other material inserted into the mortar

- Lifting and relaying on a new support
 - Reinforced concrete/cement support
 - Other type of support: _____

- Surface treatment
 - Chemical cleaning
 - Mechanical abrasion
 - Application of a surface product (resin, wax, etc.)
 - Other: _____

- Parts detached and stored elsewhere

Reburial (Draw a vertical section of the reburial: describe the fill materials and separation membranes used, provide the total thickness and the thickness of each layer)



Wooden planks for containing reburial materials.



Livia Alberti 2011 © J. Paul Getty Trust

PREVIOUS INTERVENTIONS AROUND THE MOSAIC

- Drainage
- Open shelter
- Wall stabilization
- Removable cover
- Closed shelter
- Other: _____
- Access barrier: _____

DATES OF PREVIOUS INTERVENTIONS CARRIED OUT AND INFORMATION SOURCES

MOSAIC ID _____/_____/_____/_____

PREVIOUS INTERVENTIONS ON THE MOSAIC

- Mortar repairs
 - Infilling of lacunae
 - Edging repair
 - Filling of interstices between tesserae
 - Grouting of voids between preparatory layers

- Reintegration of lacunae
 - with tesserae
 - with pieces of stone, brick or other material inserted into the mortar

- Lifting and relaying on a new support
 - Reinforced concrete/cement support
 - Other type of support: _____

- Surface treatment
 - Chemical cleaning
 - Mechanical abrasion
 - Application of a surface product (resin, wax, etc.)
 - Other: _____

- Parts detached and stored elsewhere

- Reburial *(Draw a vertical section of the reburial; describe the fill materials and separation membranes used, provide the total thickness and the thickness of each layer)*



Ermano Carbonara 2010 © J. Paul Getty Trust

PREVIOUS INTERVENTIONS AROUND THE MOSAIC

- Drainage
- Removable cover
- Access barrier: _____
- Open shelter
- Closed shelter
- Wall stabilization
- Other: _____

DATES OF PREVIOUS INTERVENTIONS CARRIED OUT AND INFORMATION SOURCES

PREVIOUS INTERVENTIONS ON THE MOSAIC

- Mortar repairs
 - Infilling of lacunae
 - Edging repair
 - Filling of interstices between tesserae
 - Grouting of voids between preparatory layers

- Reintegration of lacunae
 - with tesserae
 - with pieces of stone, brick or other material inserted into the mortar

- Lifting and relaying on a new support
 - Reinforced concrete/cement support
 - Other type of support: _____

- Surface treatment
 - Chemical cleaning
 - Mechanical abrasion
 - Application of a surface product (resin, wax, etc.)
 - Other: _____

- Parts detached and stored elsewhere

- Reburial *(Draw a vertical section of the reburial; describe the fill materials and separation membranes used, provide the total thickness and the thickness of each layer)*

PREVIOUS INTERVENTIONS AROUND THE MOSAIC

- Drainage
- Removable cover
- Access barrier: _____
- Open shelter
- Closed shelter
- Wall stabilization
- Other: _____

DATES OF PREVIOUS INTERVENTIONS CARRIED OUT AND INFORMATION SOURCES



Livia Alberti 2010 © J. Paul Getty Trust

PREVIOUS INTERVENTIONS ON THE MOSAIC

- Mortar repairs
 - Infilling of lacunae
 - Edging repair
 - Filling of interstices between tesserae
 - Grouting of voids between preparatory layers

- Reintegration of lacunae
 - with tesserae
 - with pieces of stone, brick or other material inserted into the mortar

- Lifting and relaying on a new support
 - Reinforced concrete/cement support
 - Other type of support: _____

- Surface treatment
 - Chemical cleaning
 - Mechanical abrasion
 - Application of a surface product (resin, wax, etc.)
 - Other: _____

- Parts detached and stored elsewhere

- Reburial *(Draw a vertical section of the reburial; describe the fill materials and separation membranes used, provide the total thickness and the thickness of each layer)*



Ermanno Carbonara © 2014 Ermanno Carbonara

PREVIOUS INTERVENTIONS AROUND THE MOSAIC

- Drainage
- Removable cover
- Access barrier: _____
- Open shelter
- Closed shelter
- Wall stabilization
- Other: _____

DATES OF PREVIOUS INTERVENTIONS CARRIED OUT AND INFORMATION SOURCES



Ermanno Carbonara © 2014 Ermanno Carbonara

DATA FORM NO. 2 – PREVIOUS INTERVENTIONS

STUDY PHASE _____

MOSAIC ID _____/_____/_____/_____

PREVIOUS INTERVENTIONS ON THE MOSAIC

- Mortar repairs
- Infilling of lacunae
 - Edging repair
 - Filling of interstices between tesserae
 - Grouting of voids between preparatory layers
- Reintegration of lacunae
- with tesserae
 - with pieces of stone, brick or other material inserted into the mortar
- Lifting and relaying on a new support
- Reinforced concrete/cement support
 - Other type of support: _____
- Surface treatment
- Chemical cleaning
 - Mechanical abrasion
 - Application of a surface product (resin, wax, etc.)
 - Other: _____
- Parts detached and stored elsewhere
- Reburial *(Draw a vertical section of the reburial; describe the fill materials and separation membranes used, provide the total thickness and the thickness of each layer)*



PREVIOUS INTERVENTIONS AROUND THE MOSAIC

- Drainage
- Removable cover
- Access barrier: _____
- Open shelter
- Closed shelter
- Wall stabilization
- Other: _____

DATES OF PREVIOUS INTERVENTIONS CARRIED OUT AND INFORMATION SOURCES

PREPARED BY _____

DATE _____

PREVIOUS INTERVENTIONS ON THE MOSAIC

- Mortar repairs
 - Infilling of lacunae
 - Edging repair
 - Filling of interstices between tesserae
 - Grouting of voids between preparatory layers

- Reintegration of lacunae
 - with tesserae
 - with pieces of stone, brick or other material inserted into the mortar

- Lifting and relaying on a new support
 - Reinforced concrete/cement support
 - Other type of support: _____

- Surface treatment
 - Chemical cleaning
 - Mechanical abrasion
 - Application of a surface product (resin, wax, etc.)
 - Other: _____

- Parts detached and stored elsewhere

- Reburial *(Draw a vertical section of the reburial; describe the fill materials and separation membranes used, provide the total thickness and the thickness of each layer)*



Livia Alberti 2009 © J. Paul Getty Trust

PREVIOUS INTERVENTIONS AROUND THE MOSAIC

- Drainage
- Removable cover
- Access barrier: Rope
- Open shelter
- Closed shelter
- Wall stabilization
- Other: _____

DATES OF PREVIOUS INTERVENTIONS CARRIED OUT AND INFORMATION SOURCES

PREVIOUS INTERVENTIONS ON THE MOSAIC

- Mortar repairs
 - Infilling of lacunae
 - Edging repair
 - Filling of interstices between tesserae
 - Grouting of voids between preparatory layers

- Reintegration of lacunae
 - with tesserae
 - with pieces of stone, brick or other material inserted into the mortar

- Lifting and relaying on a new support
 - Reinforced concrete/cement support
 - Other type of support: _____

- Surface treatment
 - Chemical cleaning
 - Mechanical abrasion
 - Application of a surface product (resin, wax, etc.)
 - Other: _____

- Parts detached and stored elsewhere

- Reburial *(Draw a vertical section of the reburial; describe the fill materials and separation membranes used, provide the total thickness and the thickness of each layer)*



PREVIOUS INTERVENTIONS AROUND THE MOSAIC

- Drainage
- Open shelter
- Wall stabilization
- Removable cover
- Closed shelter
- Other: _____
- Access barrier: _____

DATES OF PREVIOUS INTERVENTIONS CARRIED OUT AND INFORMATION SOURCES

PREVIOUS INTERVENTIONS ON THE MOSAIC

- Mortar repairs
 - Infilling of lacunae
 - Edging repair
 - Filling of interstices between tesserae
 - Grouting of voids between preparatory layers

- Reintegration of lacunae
 - with tesserae
 - with pieces of stone, brick or other material inserted into the mortar

- Lifting and relaying on a new support
 - Reinforced concrete/cement support
 - Other type of support: _____

- Surface treatment
 - Chemical cleaning
 - Mechanical abrasion
 - Application of a surface product (resin, wax, etc.)
 - Other: _____

- Parts detached and stored elsewhere

- Reburial *(Draw a vertical section of the reburial; describe the fill materials and separation membranes used, provide the total thickness and the thickness of each layer)*



PREVIOUS INTERVENTIONS AROUND THE MOSAIC

- Drainage
- Removable cover
- Access barrier: _____
- Open shelter
- Closed shelter
- Wall stabilization
- Other: Raised walkway

DATES OF PREVIOUS INTERVENTIONS CARRIED OUT AND INFORMATION SOURCES

PREVIOUS INTERVENTIONS ON THE MOSAIC

- Mortar repairs
 - Infilling of lacunae
 - Edging repair
 - Filling of interstices between tesserae
 - Grouting of voids between preparatory layers

- Reintegration of lacunae
 - with tesserae
 - with pieces of stone, brick or other material inserted into the mortar

- Lifting and relaying on a new support
 - Reinforced concrete/cement support
 - Other type of support: _____

- Surface treatment
 - Chemical cleaning
 - Mechanical abrasion
 - Application of a surface product (resin, wax, etc.)
 - Other: _____

- Parts detached and stored elsewhere

- Reburial *(Draw a vertical section of the reburial; describe the fill materials and separation membranes used, provide the total thickness and the thickness of each layer)*

PREVIOUS INTERVENTIONS AROUND THE MOSAIC

- Drainage
- Open shelter
- Wall stabilization
- Removable cover
- Closed shelter
- Other: _____
- Access barrier: _____

DATES OF PREVIOUS INTERVENTIONS CARRIED OUT AND INFORMATION SOURCES



DATES OF PREVIOUS INTERVENTIONS CARRIED OUT AND INFORMATION SOURCES

*First: on discovery of the pavement by archaeologists in 1969.
 Second: in the 1980s
 Source: Mr. Hamza, site guard*

DATA FORM NO. 2 – PREVIOUS INTERVENTIONS

STUDY PHASE

MOSAIC ID _____ / _____ / _____ / _____

PREVIOUS INTERVENTIONS ON THE MOSAIC

- Mortar repairs
- Infilling of lacunae
 - Edging repair
 - Filling of interstices between tesserae
 - Grouting of voids between preparatory layers
- Reintegration of lacunae
- with tesserae
 - with pieces of stone, brick or other material inserted into the mortar
- Lifting and relaying on a new support
- Reinforced concrete/cement support
 - Other type of support: _____
- Surface treatment
- Chemical cleaning
 - Mechanical abrasion
 - Application of a surface product (resin, wax, etc.)
 - Other: _____
- Parts detached and stored elsewhere
- Reburial *(Draw a vertical section of the reburial; describe the fill materials and separation membranes used, provide the total thickness and the thickness of each layer)*

PREVIOUS INTERVENTIONS AROUND THE MOSAIC

- Drainage
- Open shelter
- Wall stabilization
- Removable cover
- Closed shelter
- Other: _____
- Access barrier: _____

DATES OF PREVIOUS INTERVENTIONS CARRIED OUT AND INFORMATION SOURCES







PREPARED BY _____

DATE _____



LEGEND – PREVIOUS INTERVENTIONS MAP

MOSAIC ID _____ / _____ / _____ / _____




Mortar repairs

-  Infilling of lacunae
-  Edging repair
-  Outline of each infilling or edging mortar
-  Overlapping between mortar layers (new → old)
-  Filling of interstices between tesserae
- 





Reintegration of lacunae

-  Reintegration with tesserae
-  Reintegration with :

Detached mosaics

-  Outline of the support panels of a detached mosaic re-laid in situ
-  Location of the metal reinforcements of the support panels
-  Parts detached and stored elsewhere

Other types of interventions

-  Reburial outline
-  Drainage openings
- 
- 

PREPARED BY _____

DATE _____

CASE STUDY

Hergla, Tunisia

House “of the two peristyles”

ID: HE/H2P/25





ID: HE/H2P/25

TITLE: Previous Interventions Map

DATE: June 2005







PREPARED BY: Mohamed Said

BASE MADE ON: June 2005



LEGEND – PREVIOUS INTERVENTIONS MAP

MOSAIC ID HE, H2P, 25 / /




Mortar repairs

-  Infilling of lacunae
-  Edging repair
-  Outline of each infilling or edging mortar
-  Overlapping between mortar layers (new → old)
-  Filling of interstices between tesserae
- 





Reintegration of lacunae

-  Reintegration with tesserae
-  Reintegration with :

Detached mosaics

-  Outline of the support panels of a detached mosaic re-laid in situ
-  Location of the metal reinforcements of the support panels
-  Parts detached and stored elsewhere

Other types of interventions

-  Reburial outline
-  Drainage openings
- 
- 

PREPARED BY Mohamed Said

DATE June 2005



ID: HE/H2P/25

TITLE: Previous Interventions Map

DATE: June 2005







BASE MADE ON: June 2005

PREPARED BY: Mohamed Said



LEGEND – PREVIOUS INTERVENTIONS MAP

MOSAIC ID HE, H2P, 25 / /




Mortar repairs

-  Infilling of lacunae
-  Edging repair
-  Outline of each infilling or edging mortar
-  Overlapping between mortar layers (new → old)
-  Filling of interstices between tesserae
- 





Reintegration of lacunae

-  Reintegration with tesserae
-  Reintegration with :

Detached mosaics

-  Outline of the support panels of a detached mosaic re-laid in situ
-  Location of the metal reinforcements of the support panels
-  Parts detached and stored elsewhere

Other types of interventions

-  Reburial outline
-  Drainage openings
- 
- 

PREPARED BY Mohamed Said

DATE June 2005


Mortar characteristics



Livia Alberti 2011 © J. Paul Getty Trust



Sebastian Godts 2010 © J. Paul Getty Trust



Sebastian Godts 2010 © J. Paul Getty Trust



Sebastian Godts 2010 © J. Paul Getty Trust

DATA FORM NO. 2 – PREVIOUS INTERVENTIONS

STUDY PHASE

MOSAIC ID HE / H2P / 25 /

PREVIOUS INTERVENTIONS ON THE MOSAIC

Mortar repairs

- Infilling of lacunae
- Edging repair
- Filling of interstices between tesserae
- Grouting of voids between preparatory layers

Reintegration of lacunae

- with tesserae
- with pieces of stone, brick or other material inserted into the mortar

Lifting and relaying on a new support

- Reinforced concrete/cement support
- Other type of support: _____

Surface treatment

- Chemical cleaning
- Mechanical abrasion
- Application of a surface product (resin, wax, etc.)
- Other: _____

Parts detached and stored elsewhere

Reburial *(Draw a vertical section of the reburial; describe the fill materials and separation membranes used, provide the total thickness and the thickness of each layer)*

PREVIOUS INTERVENTIONS AROUND THE MOSAIC

- Drainage
- Open shelter
- Wall stabilization
- Removable cover
- Closed shelter
- Other: _____
- Access barrier: _____

DATES OF PREVIOUS INTERVENTIONS CARRIED OUT AND INFORMATION SOURCES

First: *on discovery of the pavement by archaeologists in 1969.*

Second: *in the 1980s*

Source: *Mr. Hamza, site guard*







PREPARED BY **Mohamed Said**

DATE **June 2005**

LEGEND – PREVIOUS INTERVENTIONS MAP

MOSAIC ID HE / H2P / 25 /




Mortar repairs

-  Infilling of lacunae
-  Edging repair
-  Outline of each infilling or edging mortar
-  Overlapping between mortar layers (new → old)
-  Filling of interstices between tesserae
- 





Reintegration of lacunae

-  Reintegration with tesserae
-  Reintegration with: _____

Detached mosaics

-  Outline of the support panels of a detached mosaic re-laid in situ
-  Location of the metal reinforcements of the support panels
-  Parts detached and stored elsewhere

Other types of interventions


-  Reburial outline
-  Drainage openings
- 
- 

PREPARED BY **Mohamed Said**

DATE **June 2005**



ID: HE/H2P/25
 TITLE: Previous Interventions Map
 DATE: June 2005
 BASE MADE ON: June 2005
 PREPARED BY: Mohamed Said



ID: HE/H2P/25
 TITLE: Previous Interventions Map
 DATE: June 2005
 BASE MADE ON: June 2005
 PREPARED BY: Mohamed Said

Getty



MOSAIKON is a partnership of four institutions: the Getty Conservation Institute, the Getty Foundation, ICCROM, and ICCM. The aims of the project are to strengthen the network of professionals concerned with the conservation, restoration, maintenance, and management of mosaic heritage in the southern and eastern Mediterranean region; provide training to a variety of individuals involved in mosaics conservation and, more generally, with the management of archaeological sites and museums with mosaics; work with national and international bodies to provide a more favorable legislative, regulatory, and economic environment for the conservation of mosaics in the Mediterranean; and promote the dissemination and exchange of information.

