

Getty



TECHNICIAN TRAINING FOR THE CONSERVATION OF MOSAICS

PART 1
THE CONSERVATION OF IN SITU MOSAICS

Deterioration of mosaics



Livia Alberti, Ermanno Carbonara, Thomas Roby



Deterioration

The deterioration of a mosaic is the process of transformation that leads to the gradual loss of the original qualities of the constituent materials of a mosaic and the separation of its components (tesserae, mortars).

Main factors of deterioration:


Environment

Human activities

Deterioration Process

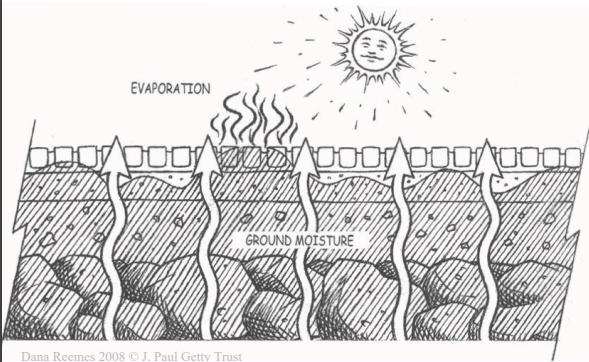
Factors	Causes & Examples	Examples of Mechanisms	Main Phenomena	
Environment	Climatic and environmental agents	Atmospheric precipitation: rain, snow Water condensation / capillary rise Temperature and humidity variations Temperature below 0°C	Salt crystallization due to wet-dry cycles	Efflorescence / Incrustations Deteriorated tesserae
		Marine salt / wind Water pooling / soil accumulation	Contraction–dilatation cycles of materials	Bulges / Detachments Lacunae / cracks
			Freeze-thaw cycles	Deteriorated tesserae Deteriorated mortar between tesserae
	Bio-deterioration agents	Micro-organisms (algae, lichens, moss, etc.)	Chemical transformation of materials Mechanical pressure caused by root growth	Deteriorated tesserae Deteriorated mortar between tesserae
		Vegetation (grass, plants, bushes, trees, etc.)	Mechanical pressure caused by root growth	Bulges / Detachments Lacunae / Cracks Detached tesserae / Stains
		Animals (insects, rats, moles, sheep, cows, etc.)	Loss of material due to the digging of tunnels & building of nests Mechanical pressure caused by walking on mosaics	Bulges / Depressions Detachments / Lacunae / Fractures Detached and deteriorated tesserae / Stains
	Natural disasters	Earthquakes Flooding / Fire Landslides	Movement of mosaic material Chemical transformation of mosaic materials	Lacunae / Cracks Bulges / Depressions Detachments / Detached tesserae / Stains
Pollution (chemical substances present in air, water and soil)	Agricultural fertilizers Car exhaust emissions Industrial discharges into water and air Acid rain	Chemical transformation of mosaic materials Salt crystallization	Deteriorated tesserae Deteriorated mortar between tesserae Stains Efflorescence / Incrustations	
Human activities	Poor management of archaeological sites	Water pooling / soil accumulation Uncontrolled tourist access Growth of plants and micro-organisms	Salt crystallization Mechanical pressure caused by walking on mosaics and by root growth	Lacunae / Cracks Detachments
	Inappropriate conservation interventions	Poorly executed work Use of inappropriate materials Untrained staff	Salt crystallization Chemical transformation of materials	Bulges / Depressions Detached tesserae Deteriorated tesserae
	Gratuitous, deliberate or accidental destruction	Vandalism, wars, etc. Theft of mosaic fragments Illegal excavations	Loss of materials of the mosaic	Deteriorated repair mortars Deteriorated support panels Stains
	Poor land use planning	New constructions (buildings, roads, etc.) without proper excavation	Loss of materials of the mosaic	

CONDENSATION
when the surface is cooler than the air



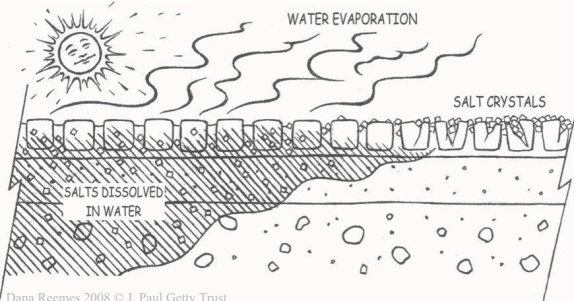
Dana Reemes 2008 © J. Paul Getty Trust

CAPILLARY RISE OF WATER



Dana Reemes 2008 © J. Paul Getty Trust

SALT CRYSTALLIZATION



Dana Reemes 2008 © J. Paul Getty Trust



Francesca Piqué 1999 © J. Paul Getty Trust

Damaged Tesserae



Livia Alberti 2006 © J. Paul Getty Trust

Bulges, Detachments, Cracks, Lacunae, Detached Tesserae



Francesca Piqué 1999 © J. Paul Getty Trust

Efflorescence



Ermanno Carbonara 2011 © J. Paul Getty Trust

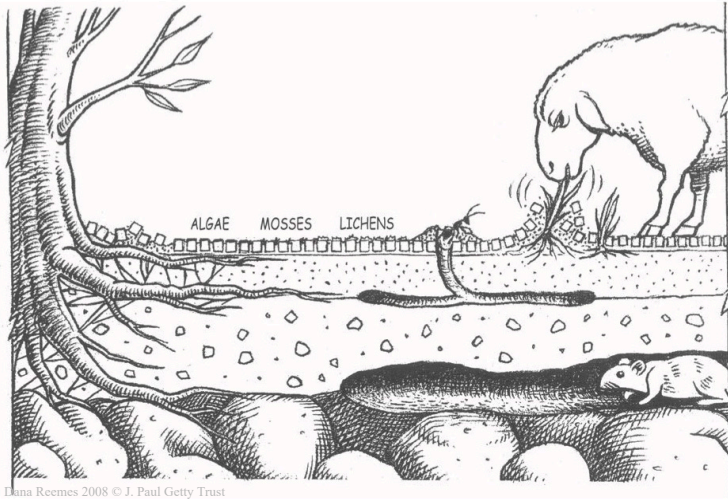
Incrustations

DETERIORATION PHENOMENA

Deterioration Process

Factors	Causes & Examples		Examples of Mechanisms	Main Phenomena
Environment	Climatic and environmental agents	Atmospheric precipitation: rain, snow Water condensation / capillary rise Temperature and humidity variations Temperature below 0°C Marine salt / wind Water pooling / soil accumulation	Salt crystallization due to wet-dry cycles	Efflorescence / Incrustations Deteriorated tesserae
			Contraction–dilatation cycles of materials	Bulges / Detachments Lacunae / cracks
			Freeze-thaw cycles	Deteriorated tesserae Deteriorated mortar between tesserae
	Bio-deterioration agents	Micro-organisms (algae, lichens, moss, etc.)	Chemical transformation of materials Mechanical pressure caused by root growth	Deteriorated tesserae Deteriorated mortar between tesserae
		Vegetation (grass, plants, bushes, trees, etc.)	Mechanical pressure caused by root growth	Bulges / Detachments Lacunae / Cracks Detached tesserae / Stains
		Animals (insects, rats, moles, sheep, cows, etc.)	Loss of material due to the digging of tunnels & building of nests Mechanical pressure caused by walking on mosaics	Bulges / Depressions Detachments / Lacunae / Fractures Detached and deteriorated tesserae / Stains
	Natural disasters	Earthquakes Flooding / Fire Landslides	Movement of mosaic material Chemical transformation of mosaic materials	Lacunae / Cracks Bulges / Depressions Detachments / Detached tesserae / Stains
Pollution (chemical substances present in air, water and soil)	Agricultural fertilizers Car exhaust emissions Industrial discharges into water and air Acid rain	Chemical transformation of mosaic materials Salt crystallization	Deteriorated tesserae Deteriorated mortar between tesserae Stains Efflorescence / Incrustations	
Human activities	Poor management of archaeological sites	Water pooling / soil accumulation Uncontrolled tourist access Growth of plants and micro-organisms	Salt crystallization Mechanical pressure caused by walking on mosaics and by root growth	Lacunae / Cracks Detachments
	Inappropriate conservation interventions	Poorly executed work Use of inappropriate materials Untrained staff	Salt crystallization Chemical transformation of materials	Bulges / Depressions Detached tesserae Deteriorated tesserae
	Gratuitous, deliberate or accidental destruction	Vandalism, wars, etc. Theft of mosaic fragments Illegal excavations	Loss of materials of the mosaic	Deteriorated repair mortars Deteriorated support panels Stains
	Poor land use planning	New constructions (buildings, roads, etc.) without proper excavation	Loss of materials of the mosaic	

DETERIORATION CAUSED BY ANIMALS AND PLANTS



Tree roots



Grass roots



Lichens





Bettina Lucherini 2001 © J. Paul Getty Trust



Sebastiaan Godts 2010 © J. Paul Getty Trust

Bird excrement



Livia Alberti © 2005 Livia Alberti

Tunnels and entrance holes made by animals



Sebastiaan Godts 2010 © J. Paul Getty Trust

Ant nests

Deterioration Process

Factors	Causes & Examples		Examples of Mechanisms	Main Phenomena
Environment	Climatic and environmental agents	Atmospheric precipitation: rain, snow Water condensation / capillary rise Temperature and humidity variations Temperature below 0°C Marine salt / wind Water pooling / soil accumulation	Salt crystallization due to wet-dry cycles	Efflorescence / Incrustations Deteriorated tesserae
			Contraction–dilatation cycles of materials	Bulges / Detachments Lacunae / cracks
			Freeze-thaw cycles	Deteriorated tesserae Deteriorated mortar between tesserae
	Bio-deterioration agents	Micro-organisms (algae, lichens, moss, etc.)	Chemical transformation of materials Mechanical pressure caused by root growth	Deteriorated tesserae Deteriorated mortar between tesserae
		Vegetation (grass, plants, bushes, trees, etc.)	Mechanical pressure caused by root growth	Bulges / Detachments Lacunae / Cracks Detached tesserae / Stains
		Animals (insects, rats, moles, sheep, cows, etc.)	Loss of material due to the digging of tunnels & building of nests Mechanical pressure caused by walking on mosaics	Bulges / Depressions Detachments / Lacunae / Fractures Detached and deteriorated tesserae / Stains
	Natural disasters	Earthquakes Flooding / Fire Landslides	Movement of mosaic material Chemical transformation of mosaic materials	Lacunae / Cracks Bulges / Depressions Detachments / Detached tesserae / Stains
Pollution (chemical substances present in air, water and soil)	Agricultural fertilizers Car exhaust emissions Industrial discharges into water and air Acid rain	Chemical transformation of mosaic materials Salt crystallization	Deteriorated tesserae Deteriorated mortar between tesserae Stains Efflorescence / Incrustations	
Human activities	Poor management of archaeological sites	Water pooling / soil accumulation Uncontrolled tourist access Growth of plants and micro-organisms	Salt crystallization Mechanical pressure caused by walking on mosaics and by root growth	Lacunae / Cracks Detachments
	Inappropriate conservation interventions	Poorly executed work Use of inappropriate materials Untrained staff	Salt crystallization Chemical transformation of materials	Bulges / Depressions Detached tesserae Deteriorated tesserae
	Gratuitous, deliberate or accidental destruction	Vandalism, wars, etc. Theft of mosaic fragments Illegal excavations	Loss of materials of the mosaic	Deteriorated repair mortars Deteriorated support panels Stains
	Poor land use planning	New constructions (buildings, roads, etc.) without proper excavation	Loss of materials of the mosaic	



Nicky Davidov © 1998 Israel Antiquities Authority



Thomas Roby © 1995 Thomas Roby

Flooding



Nicky Davidov 1998 © Israel Antiquities Authority

Landslide



Francesca Piqué 1999 © J. Paul Getty Trust

Bulges, Detachments, Cracks, Lacunae, Detached Tesserae



Thomas Roby 2011 © J. Paul Getty Trust

DETERIORATION PHENOMENA



Livia Alberti 2011 © J. Paul Getty Trust

Pollution



Livia Alberti 2000 © J. Paul Getty Trust

Efflorescence, Damaged tesserae



Francesca Piqué 1999 © J. Paul Getty Trust

DETERIORATION PHENOMENA

Deterioration Process

Factors	Causes & Examples		Examples of Mechanisms	Main Phenomena
Environment	Climatic and environmental agents	Atmospheric precipitation: rain, snow Water condensation / capillary rise Temperature and humidity variations Temperature below 0°C Marine salt / wind Water pooling / soil accumulation	Salt crystallization due to wet-dry cycles	Efflorescence / Incrustations Deteriorated tesserae
			Contraction–dilatation cycles of materials	Bulges / Detachments Lacunae / cracks
			Freeze-thaw cycles	Deteriorated tesserae Deteriorated mortar between tesserae
	Bio-deterioration agents	Micro-organisms (algae, lichens, moss, etc.)	Chemical transformation of materials Mechanical pressure caused by root growth	Deteriorated tesserae Deteriorated mortar between tesserae
		Vegetation (grass, plants, bushes, trees, etc.)	Mechanical pressure caused by root growth	Bulges / Detachments Lacunae / Cracks Detached tesserae / Stains
		Animals (insects, rats, moles, sheep, cows, etc.)	Loss of material due to the digging of tunnels & building of nests Mechanical pressure caused by walking on mosaics	Bulges / Depressions Detachments / Lacunae / Fractures Detached and deteriorated tesserae / Stains
Natural disasters	Earthquakes Flooding / Fire Landslides	Movement of mosaic material Chemical transformation of mosaic materials	Lacunae / Cracks Bulges / Depressions Detachments / Detached tesserae / Stains	
Pollution (chemical substances present in air, water and soil)	Agricultural fertilizers Car exhaust emissions Industrial discharges into water and air Acid rain	Chemical transformation of mosaic materials Salt crystallization	Deteriorated tesserae Deteriorated mortar between tesserae Stains Efflorescence / Incrustations	
Human activities	Poor management of archaeological sites	Water pooling / soil accumulation Uncontrolled tourist access Growth of plants and micro-organisms	Salt crystallization Mechanical pressure caused by walking on mosaics and by root growth	Lacunae / Cracks Detachments
	Inappropriate conservation interventions	Poorly executed work Use of inappropriate materials Untrained staff	Salt crystallization Chemical transformation of materials	Bulges / Depressions Detached tesserae Deteriorated tesserae
	Gratuitous, deliberate or accidental destruction	Vandalism, wars, etc. Theft of mosaic fragments Illegal excavations	Loss of materials of the mosaic	Deteriorated repair mortars Deteriorated support panels Stains
	Poor land use planning	New constructions (buildings, roads, etc.) without proper excavation	Loss of materials of the mosaic	



Ermano Carbonara 2011 © J. Paul Getty Trust

Foot traffic



Thomas Roby 2011 © J. Paul Getty Trust

New constructions



Sebastiaan Godts 2010 © J. Paul Getty Trust



Ermanno Carbonara 2011 © J. Paul Getty Trust

Lack of maintenance



Livia Alberti 2008 © J. Paul Getty Trust



Ermanno Carbonara 2011 © J. Paul Getty Trust

Poor intervention

Particular deterioration phenomena due to the type and quality of the materials



Damaged Tesserae

DATA FORM NO. 3 – CONDITION ASSESSMENT

STUDY PHASE

MOSAIC ID _____/_____/_____/_____

INSPECTION TYPE Initial inspection Maintenance cycle

PRESENT EXPOSURE CONDITIONS

- In open air Reburied Under an open shelter
 Walked on Under a removable cover Under a closed shelter
 Parts not excavated or inaccessible

During the initial inspection, check the boxes of all the deterioration phenomena that are present. During maintenance cycles, only indicate new deterioration phenomena that have occurred since the last inspection or last intervention.

STRUCTURAL DETERIORATION

(Condition Assessment Map No. 1)

- Tessellatum lacunae Depressions
 Cracks Detachments between mosaic layers
 Bulges

SURFACE DETERIORATION

(Condition Assessment Map No. 2)

- Detached tesserae Stains
 Deteriorated tesserae Incrustations
 Deteriorated mortar between tesserae Efflorescence

PRESENCE OF BIO-DETERIORATION AGENTS

(Condition Assessment Map No. 3)

- Micro-organisms Tunnels or entrance holes made by
 Vegetation insects and other animals

DETERIORATION OF INTERVENTIONS

(Condition Assessment Map No. 4)

- Deteriorated lacunae fills or edging repairs Re-detached tesserae
 Deteriorated mortar between tesserae Deteriorated support panels
 Deteriorated support metal reinforcements

Reburial:

- Presence of vegetation
 Loss of fill materials
 Deteriorated separation membranes

DETERIORATION OF INTERVENTIONS AROUND THE MOSAIC

- Clogged drainage Deteriorated cover or shelter
 Stabilized walls with new deterioration Damaged access barrier
 Other: _____

OBSERVATIONS ON THE CONDITION ASSESSMENT

GENERAL CONDITION OF THE MOSAIC

Good Fair Bad

- Date recommended for next inspection: _____
(No intervention required)
 Date recommended for intervention: _____
(Intervention required)

PREPARED BY

DATE

DATA FORM NO. 3 – CONDITION ASSESSMENT

STUDY PHASE

MOSAIC ID _____/_____/_____/_____

INSPECTION TYPE Initial inspection Maintenance cycle

PRESENT EXPOSURE CONDITIONS

- In open air Reburied Under an open shelter
 Walked on Under a removable cover Under a closed shelter
 Parts not excavated or inaccessible

During the initial inspection, check the boxes of all the deterioration phenomena that are present. During maintenance cycles, only indicate new deterioration phenomena that have occurred since the last inspection or last intervention.

STRUCTURAL DETERIORATION

(Condition Assessment Map No. 1)

- Tessellatum lacunae Depressions
 Cracks Detachments between mosaic layers
 Bulges

SURFACE DETERIORATION

(Condition Assessment Map No. 2)

- Detached tesserae Stains
 Deteriorated tesserae Incrustations
 Deteriorated mortar between tesserae Efflorescence

PRESENCE OF BIO-DETERIORATION AGENTS

(Condition Assessment Map No. 3)

- Micro-organisms Tunnels or entrance holes made by insects and other animals
 Vegetation

DETERIORATION OF INTERVENTIONS

(Condition Assessment Map No. 4)

- Deteriorated lacunae fills or edging repairs Re-detached tesserae
 Deteriorated mortar between tesserae Deteriorated support panels
 Deteriorated support metal reinforcements

Reburial:

- Presence of vegetation
 Loss of fill materials
 Deteriorated separation membranes

DETERIORATION OF INTERVENTIONS AROUND THE MOSAIC

- Clogged drainage Deteriorated cover or shelter
 Stabilized walls with new deterioration Damaged access barrier
 Other: _____

OBSERVATIONS ON THE CONDITION ASSESSMENT

GENERAL CONDITION OF THE MOSAIC

Good Fair Bad

- Date recommended for next inspection: _____
(No intervention required)
 Date recommended for intervention: _____
(Intervention required)

PREPARED BY

DATE

DATA FORM NO. 3 – CONDITION ASSESSMENT

STUDY PHASE

MOSAIC ID _____/_____/_____/_____

INSPECTION TYPE

Initial inspection

Maintenance cycle

PRESENT EXPOSURE CONDITIONS

- In open air Reburied Under an open shelter
 Walked on Under a removable cover Under a closed shelter
 Parts not excavated or inaccessible

During the initial inspection, check the boxes of all the deterioration phenomena that are present. During maintenance cycles, only indicate new deterioration phenomena that have occurred since the last inspection or last intervention.

STRUCTURAL DETERIORATION

(Condition Assessment Map No. 1)

- Tessellatum lacunae Depressions
 Cracks Detachments between mosaic layers
 Bulges

SURFACE DETERIORATION

(Condition Assessment Map No. 2)

- Detached tesserae Stains
 Deteriorated tesserae Incrustations
 Deteriorated mortar between tesserae Efflorescence

PRESENCE OF BIO-DETERIORATION AGENTS

(Condition Assessment Map No. 3)

- Micro-organisms Tunnels or entrance holes made by insects and other animals
 Vegetation

DETERIORATION OF INTERVENTIONS

(Condition Assessment Map No. 4)

- Deteriorated lacunae fills or edging repairs Re-detached tesserae
 Deteriorated mortar between tesserae Deteriorated support panels
 Deteriorated support metal reinforcements
- Reburial:**
- Presence of vegetation
 - Loss of fill materials
 - Deteriorated separation membranes

DETERIORATION OF INTERVENTIONS AROUND THE MOSAIC

- Clogged drainage Deteriorated cover or shelter
 Stabilized walls with new deterioration Damaged access barrier
 Other: _____

OBSERVATIONS ON THE CONDITION ASSESSMENT

GENERAL CONDITION OF THE MOSAIC

Good

Fair

Bad

- Date recommended for next inspection: _____
(No intervention required)
- Date recommended for intervention: _____
(Intervention required)

PREPARED BY

DATE

DATA FORM NO. 3 – CONDITION ASSESSMENT

STUDY PHASE

MOSAIC ID _____ / _____ / _____

INSPECTION TYPE Initial inspection Maintenance cycle

PRESENT EXPOSURE CONDITIONS

- In open air Reburied Under an open shelter
 Walked on Under a removable cover Under a closed shelter
 Parts not excavated or inaccessible

During the initial inspection, check the boxes of all the deterioration phenomena that are present. During maintenance cycles, only indicate new deterioration phenomena that have occurred since the last inspection or last intervention.

STRUCTURAL DETERIORATION

(Condition Assessment Map No. 1)

- Tessellatum lacunae Depressions
 Cracks Detachments between mosaic layers
 Bulges

SURFACE DETERIORATION

(Condition Assessment Map No. 2)

- Detached tesserae Stains
 Deteriorated tesserae Incrustations
 Deteriorated mortar between tesserae Efflorescence

PRESENCE OF BIO-DETERIORATION AGENTS

(Condition Assessment Map No. 3)

- Micro-organisms Tunnels or entrance holes made by insects and other animals
 Vegetation

DETERIORATION OF INTERVENTIONS

(Condition Assessment Map No. 4)

- Deteriorated lacunae fills or edging repairs Re-detached tesserae
 Deteriorated mortar between tesserae Deteriorated support panels
 Deteriorated mortar between tesserae Deteriorated support metal reinforcements

Reburial:

- Presence of vegetation
 Loss of fill materials
 Deteriorated separation membranes

DETERIORATION OF INTERVENTIONS AROUND THE MOSAIC

- Clogged drainage Deteriorated cover or shelter
 Stabilized walls with new deterioration Damaged access barrier
 Other: _____

OBSERVATIONS ON THE CONDITION ASSESSMENT

GENERAL CONDITION OF THE MOSAIC

Good Fair Bad

- Date recommended for next inspection: _____
 (No intervention required)
 Date recommended for intervention: _____
 (Intervention required)

PREPARED BY

DATE



In open air



Subject to foot traffic



Ermano Carbonara 2010 © J. Paul Getty Trust

Reburied



Livia Alberti 2010 © J. Paul Getty Trust

Under a temporary open shelter

DATA FORM NO. 3 – CONDITION ASSESSMENT

STUDY PHASE _____

MOSAIC ID _____ / _____ / _____

INSPECTION TYPE Initial inspection Maintenance cycle

PRESENT EXPOSURE CONDITIONS

- In open air
- Reburied
- Under an open shelter
- Walked on
- Under a removable cover
- Under a closed shelter
- Parts not excavated or inaccessible

During the initial inspection, check the boxes of all the deterioration phenomena that are present. During maintenance cycles, only indicate new deterioration phenomena that have occurred since the last inspection or last intervention.

STRUCTURAL DETERIORATION

(Condition Assessment Map No. 1)

- Tessellatum lacunae
- Cracks
- Bulges
- Depressions
- Detachments between mosaic layers

SURFACE DETERIORATION

(Condition Assessment Map No. 2)

- Detached tesserae
- Deteriorated tesserae
- Deteriorated mortar between tesserae
- Stains
- Incrustations
- Efflorescence

PRESENCE OF BIO-DETERIORATION AGENTS

(Condition Assessment Map No. 3)

- Micro-organisms
- Vegetation
- Tunnels or entrance holes made by insects and other animals

DETERIORATION OF INTERVENTIONS

(Condition Assessment Map No. 4)

- Deteriorated lacunae fills or edging repairs
- Deteriorated mortar between tesserae
- Re-detached tesserae
- Deteriorated support panels
- Deteriorated support metal reinforcements

Reburial:

- Presence of vegetation
- Loss of fill materials
- Deteriorated separation membranes

DETERIORATION OF INTERVENTIONS AROUND THE MOSAIC

- Clogged drainage
- Stabilized walls with new deterioration
- Deteriorated cover or shelter
- Damaged access barrier
- Other: _____

OBSERVATIONS ON THE CONDITION ASSESSMENT

GENERAL CONDITION OF THE MOSAIC

Good Fair Bad

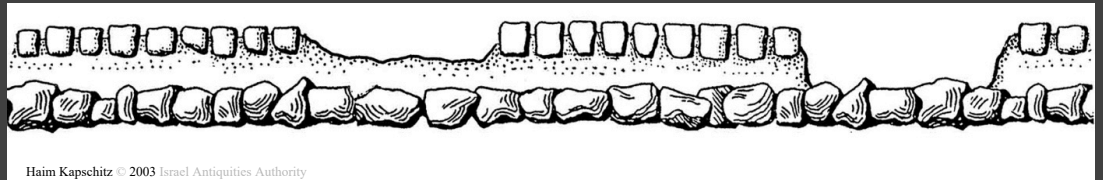
- Date recommended for next inspection: _____
(No intervention required)
- Date recommended for intervention: _____
(Intervention required)

PREPARED BY _____

DATE _____

Tessellatum lacunae

Part of a mosaic where the tesserae layer has been lost.



Different levels of lacunae in a mosaic

DATA FORM NO. 3 – CONDITION ASSESSMENT

STUDY PHASE

MOSAIC ID _____ / _____ / _____

INSPECTION TYPE Initial inspection Maintenance cycle

PRESENT EXPOSURE CONDITIONS

- In open air
- Reburied
- Under an open shelter
- Walked on
- Under a removable cover
- Under a closed shelter
- Parts not excavated or inaccessible

During the initial inspection, check the boxes of all the deterioration phenomena that are present. During maintenance cycles, only indicate new deterioration phenomena that have occurred since the last inspection or last intervention.

STRUCTURAL DETERIORATION

(Condition Assessment Map No. 1)

- Tessellatum lacunae
- Cracks
- Bulges
- Depressions
- Detachments between mosaic layers

SURFACE DETERIORATION

(Condition Assessment Map No. 2)

- Detached tesserae
- Deteriorated tesserae
- Deteriorated mortar between tesserae
- Stains
- Incrustations
- Efflorescence

PRESENCE OF BIO-DETERIORATION AGENTS

(Condition Assessment Map No. 3)

- Micro-organisms
- Vegetation
- Tunnels or entrance holes made by insects and other animals

DETERIORATION OF INTERVENTIONS

(Condition Assessment Map No. 4)

- Deteriorated lacunae fills or edging repairs
- Deteriorated mortar between tesserae
- Re-detached tesserae
- Deteriorated support panels
- Deteriorated support metal reinforcements

Reburial:

- Presence of vegetation
- Loss of fill materials
- Deteriorated separation membranes

DETERIORATION OF INTERVENTIONS AROUND THE MOSAIC

- Clogged drainage
- Stabilized walls with new deterioration
- Deteriorated cover or shelter
- Damaged access barrier
- Other: _____

OBSERVATIONS ON THE CONDITION ASSESSMENT

GENERAL CONDITION OF THE MOSAIC

Good Fair Bad

- Date recommended for next inspection: _____
(No intervention required)
- Date recommended for intervention: _____
(Intervention required)

PREPARED BY

DATE

Cracks

Linear fissure visible on the surface of the mosaic that could also continue into the bedding layers.



DATA FORM NO. 3 – CONDITION ASSESSMENT

STUDY PHASE

MOSAIC ID _____ / _____ / _____

INSPECTION TYPE Initial inspection Maintenance cycle

PRESENT EXPOSURE CONDITIONS

- In open air Reburied Under an open shelter
- Walked on Under a removable cover Under a closed shelter
- Parts not excavated or inaccessible

During the initial inspection, check the boxes of all the deterioration phenomena that are present. During maintenance cycles, only indicate new deterioration phenomena that have occurred since the last inspection or last intervention.

STRUCTURAL DETERIORATION

(Condition Assessment Map No. 1)

- Tessellatum lacunae Depressions
- Cracks Detachments between mosaic layers
- Bulges**

SURFACE DETERIORATION

(Condition Assessment Map No. 2)

- Detached tesserae Stains
- Deteriorated tesserae Incrustations
- Deteriorated mortar between tesserae Efflorescence

PRESENCE OF BIO-DETERIORATION AGENTS

(Condition Assessment Map No. 3)

- Micro-organisms Tunnels or entrance holes made by insects and other animals
- Vegetation

DETERIORATION OF INTERVENTIONS

(Condition Assessment Map No. 4)

- Deteriorated lacunae fills or edging repairs Re-detached tesserae
 - Deteriorated mortar between tesserae Deteriorated support panels
 - Deteriorated support metal reinforcements
- Reburial:**
- Presence of vegetation
 - Loss of fill materials
 - Deteriorated separation membranes

DETERIORATION OF INTERVENTIONS AROUND THE MOSAIC

- Clogged drainage Deteriorated cover or shelter
- Stabilized walls with new deterioration Damaged access barrier
- Other: _____

OBSERVATIONS ON THE CONDITION ASSESSMENT

GENERAL CONDITION OF THE MOSAIC

- Good Fair Bad

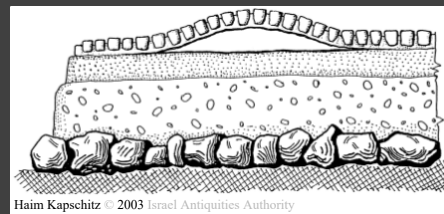
- Date recommended for next inspection: _____
(No intervention required)
- Date recommended for intervention: _____
(Intervention required)

PREPARED BY

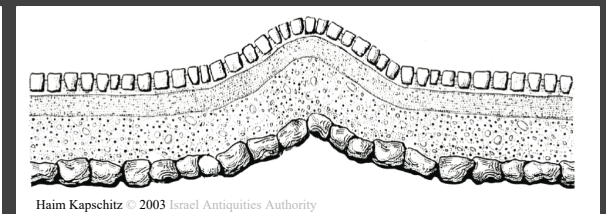
DATE

Bulges

An upward deformation of the mosaic above its original surface level.



Bulge with detachment



Bulge without detachment

DATA FORM NO. 3 – CONDITION ASSESSMENT

STUDY PHASE _____

MOSAIC ID _____ / _____ / _____

INSPECTION TYPE Initial inspection Maintenance cycle

PRESENT EXPOSURE CONDITIONS

- In open air
- Reburied
- Under an open shelter
- Walked on
- Under a removable cover
- Under a closed shelter
- Parts not excavated or inaccessible

During the initial inspection, check the boxes of all the deterioration phenomena that are present. During maintenance cycles, only indicate new deterioration phenomena that have occurred since the last inspection or last intervention.

STRUCTURAL DETERIORATION

(Condition Assessment Map No. 1)

- Tessellatum lacunae
- Cracks
- Bulges
- Depressions
- Detachments between mosaic layers

SURFACE DETERIORATION

(Condition Assessment Map No. 2)

- Detached tesserae
- Deteriorated tesserae
- Deteriorated mortar between tesserae
- Stains
- Incrustations
- Efflorescence

PRESENCE OF BIO-DETERIORATION AGENTS

(Condition Assessment Map No. 3)

- Micro-organisms
- Vegetation
- Tunnels or entrance holes made by insects and other animals

DETERIORATION OF INTERVENTIONS

(Condition Assessment Map No. 4)

- Deteriorated lacunae fills or edging repairs
- Deteriorated mortar between tesserae
- Re-detached tesserae
- Deteriorated support panels
- Deteriorated support metal reinforcements

Reburial:

- Presence of vegetation
- Loss of fill materials
- Deteriorated separation membranes

DETERIORATION OF INTERVENTIONS AROUND THE MOSAIC

- Clogged drainage
- Stabilized walls with new deterioration
- Deteriorated cover or shelter
- Damaged access barrier
- Other: _____

OBSERVATIONS ON THE CONDITION ASSESSMENT

GENERAL CONDITION OF THE MOSAIC

- Good
- Fair
- Bad

- Date recommended for next inspection: _____
(No intervention required)
- Date recommended for intervention: _____
(Intervention required)

PREPARED BY _____


DATE _____

Detachments between mosaic layers

Separation or void between two layers of the mosaic. A detachment is generally not visible and can be detected by the corresponding hollow sound produced when it is tapped.

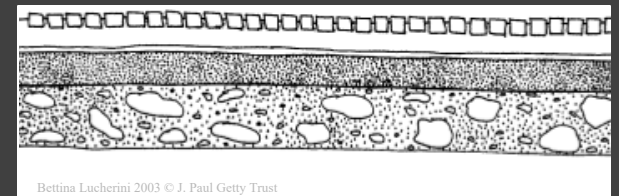


Francesca Piqué 1999 © J. Paul Getty Trust



Bettina Lucherini 2003 © J. Paul Getty Trust

Detachment with bulge



Bettina Lucherini 2003 © J. Paul Getty Trust

Detachment without bulge

DATA FORM NO. 3 – CONDITION ASSESSMENT

STUDY PHASE

MOSAIC ID _____ / _____ / _____

INSPECTION TYPE Initial inspection Maintenance cycle

PRESENT EXPOSURE CONDITIONS

- In open air Reburied Under an open shelter
- Walked on Under a removable cover Under a closed shelter
- Parts not excavated or inaccessible

During the initial inspection, check the boxes of all the deterioration phenomena that are present. During maintenance cycles, only indicate new deterioration phenomena that have occurred since the last inspection or last intervention.

STRUCTURAL DETERIORATION

(Condition Assessment Map No. 1)

- Tessellatum lacunae Depressions
- Cracks Detachments between mosaic layers
- Bulges

SURFACE DETERIORATION

(Condition Assessment Map No. 2)

- Detached tesserae
- Deteriorated tesserae
- Deteriorated mortar between tesserae
- Stains
- Incrustations
- Efflorescence

PRESENCE OF BIO-DETERIORATION AGENTS

(Condition Assessment Map No. 3)

- Micro-organisms Tunnels or entrance holes made by insects and other animals
- Vegetation

DETERIORATION OF INTERVENTIONS

(Condition Assessment Map No. 4)

- Deteriorated lacunae fills or edging repairs Re-detached tesserae
- Deteriorated mortar between tesserae Deteriorated support panels
- Deteriorated support metal reinforcements
- Reburial:**
 - Presence of vegetation
 - Loss of fill materials
 - Deteriorated separation membranes

DETERIORATION OF INTERVENTIONS AROUND THE MOSAIC

- Clogged drainage Deteriorated cover or shelter
- Stabilized walls with new deterioration Damaged access barrier
- Other: _____

OBSERVATIONS ON THE CONDITION ASSESSMENT

GENERAL CONDITION OF THE MOSAIC

Good Fair Bad

- Date recommended for next inspection: _____
(No intervention required)
- Date recommended for intervention: _____
(Intervention required)

PREPARED BY

DATE

Detached tesserae

Tessera that is still in its original place but no longer adheres to the bedding layer and therefore moves when lightly touched.



Tesserae detached from bedding layer with change of position (center)

DATA FORM NO. 3 – CONDITION ASSESSMENT

STUDY PHASE

MOSAIC ID _____ / _____ / _____

INSPECTION TYPE Initial inspection Maintenance cycle

PRESENT EXPOSURE CONDITIONS

- In open air Reburied Under an open shelter
- Walked on Under a removable cover Under a closed shelter
- Parts not excavated or inaccessible

During the initial inspection, check the boxes of all the deterioration phenomena that are present. During maintenance cycles, only indicate new deterioration phenomena that have occurred since the last inspection or last intervention.

STRUCTURAL DETERIORATION

(Condition Assessment Map No. 1)

- Tessellatum lacunae Depressions
- Cracks Detachments between mosaic layers
- Bulges

SURFACE DETERIORATION

(Condition Assessment Map No. 2)

- Detached tesserae
- Deteriorated tesserae
- Deteriorated mortar between tesserae
- Stains
- Incrustations
- Efflorescence

PRESENCE OF BIO-DETERIORATION AGENTS

(Condition Assessment Map No. 3)

- Micro-organisms Tunnels or entrance holes made by insects and other animals
- Vegetation

DETERIORATION OF INTERVENTIONS

(Condition Assessment Map No. 4)

- Deteriorated lacunae fills or edging repairs Re-detached tesserae
- Deteriorated mortar between tesserae Deteriorated support panels
- Deteriorated support metal reinforcements

Reburial:

- Presence of vegetation
- Loss of fill materials
- Deteriorated separation membranes

DETERIORATION OF INTERVENTIONS AROUND THE MOSAIC

- Clogged drainage Deteriorated cover or shelter
- Stabilized walls with new deterioration Damaged access barrier
- Other: _____

OBSERVATIONS ON THE CONDITION ASSESSMENT

GENERAL CONDITION OF THE MOSAIC

Good Fair Bad

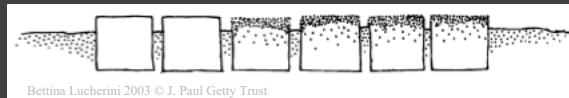
- Date recommended for next inspection: _____
(No intervention required)
- Date recommended for intervention: _____
(Intervention required)

PREPARED BY

DATE

Deteriorated tesserae

Tesserae that are no longer in good condition. Damaged tesserae can be cracked, eroded, delaminated or show other types of damage or loss.



Disaggregation of tesserae

Delamination of tesserae

DATA FORM NO. 3 – CONDITION ASSESSMENT

STUDY PHASE

MOSAIC ID _____ / _____ / _____

INSPECTION TYPE Initial inspection Maintenance cycle

PRESENT EXPOSURE CONDITIONS

- In open air Reburied Under an open shelter
- Walked on Under a removable cover Under a closed shelter
- Parts not excavated or inaccessible

During the initial inspection, check the boxes of all the deterioration phenomena that are present. During maintenance cycles, only indicate new deterioration phenomena that have occurred since the last inspection or last intervention.

STRUCTURAL DETERIORATION

(Condition Assessment Map No. 1)

- Tessellatum lacunae Depressions
- Cracks Detachments between mosaic layers
- Bulges

SURFACE DETERIORATION

(Condition Assessment Map No. 2)

- Detached tesserae
- Deteriorated tesserae
- Deteriorated mortar between tesserae
- Stains
- Incrustations
- Efflorescence

PRESENCE OF BIO-DETERIORATION AGENTS

(Condition Assessment Map No. 3)

- Micro-organisms Tunnels or entrance holes made by insects and other animals
- Vegetation

DETERIORATION OF INTERVENTIONS

(Condition Assessment Map No. 4)

- Deteriorated lacunae fills or edging repairs Re-detached tesserae
- Deteriorated mortar between tesserae Deteriorated support panels
- Deteriorated support metal reinforcements

Reburial:

- Presence of vegetation
- Loss of fill materials
- Deteriorated separation membranes

DETERIORATION OF INTERVENTIONS AROUND THE MOSAIC

- Clogged drainage Deteriorated cover or shelter
- Stabilized walls with new deterioration Damaged access barrier
- Other: _____

OBSERVATIONS ON THE CONDITION ASSESSMENT

GENERAL CONDITION OF THE MOSAIC

Good Fair Bad

- Date recommended for next inspection: _____
(No intervention required)
- Date recommended for intervention: _____
(Intervention required)

PREPARED BY

DATE

Deteriorated mortar between tesserae

Mortar located in the interstices between the tesserae that is lost or no longer in good condition.



INSPECTION TYPE Initial inspection Maintenance cycle

PRESENT EXPOSURE CONDITIONS

- In open air Reburied Under an open shelter
- Walked on Under a removable cover Under a closed shelter
- Parts not excavated or inaccessible

During the initial inspection, check the boxes of all the deterioration phenomena that are present. During maintenance cycles, only indicate new deterioration phenomena that have occurred since the last inspection or last intervention.

STRUCTURAL DETERIORATION

(Condition Assessment Map No. 1)

- Tessellatum lacunae Depressions
- Cracks Detachments between mosaic layers
- Bulges

SURFACE DETERIORATION

(Condition Assessment Map No. 2)

- Detached tesserae
- Deteriorated tesserae
- Deteriorated mortar between tesserae
- Stains
- Incrustations
- Efflorescence

PRESENCE OF BIO-DETERIORATION AGENTS

(Condition Assessment Map No. 3)

- Micro-organisms Tunnels or entrance holes made by insects and other animals
- Vegetation

DETERIORATION OF INTERVENTIONS

(Condition Assessment Map No. 4)

- Deteriorated lacunae fills or edging repairs
- Deteriorated mortar between tesserae
- Re-detached tesserae
- Deteriorated support panels
- Deteriorated support metal reinforcements

Reburial:

- Presence of vegetation
- Loss of fill materials
- Deteriorated separation membranes

DETERIORATION OF INTERVENTIONS AROUND THE MOSAIC

- Clogged drainage Deteriorated cover or shelter
- Stabilized walls with new deterioration Damaged access barrier
- Other: _____

OBSERVATIONS ON THE CONDITION ASSESSMENT

GENERAL CONDITION OF THE MOSAIC

Good Fair Bad

- Date recommended for next inspection: _____
(No intervention required)
- Date recommended for intervention: _____
(Intervention required)

Stains

Localized changes in color of the mosaic surface.



DATA FORM NO. 3 – CONDITION ASSESSMENT

STUDY PHASE

MOSAIC ID _____ / _____ / _____

INSPECTION TYPE Initial inspection Maintenance cycle

PRESENT EXPOSURE CONDITIONS

- In open air Reburied Under an open shelter
- Walked on Under a removable cover Under a closed shelter
- Parts not excavated or inaccessible

During the initial inspection, check the boxes of all the deterioration phenomena that are present. During maintenance cycles, only indicate new deterioration phenomena that have occurred since the last inspection or last intervention.

STRUCTURAL DETERIORATION

(Condition Assessment Map No. 1)

- Tessellatum lacunae Depressions
- Cracks Detachments between mosaic layers
- Bulges

SURFACE DETERIORATION

(Condition Assessment Map No. 2)

- Detached tesserae Stains
- Deteriorated tesserae Incrustations
- Deteriorated mortar between tesserae Efflorescence

PRESENCE OF BIO-DETERIORATION AGENTS

(Condition Assessment Map No. 3)

- Micro-organisms Tunnels or entrance holes made by insects and other animals
- Vegetation

DETERIORATION OF INTERVENTIONS

(Condition Assessment Map No. 4)

- Deteriorated lacunae fills or edging repairs Re-detached tesserae
- Deteriorated mortar between tesserae Deteriorated support panels
- Deteriorated support metal reinforcements

Reburial:

- Presence of vegetation
- Loss of fill materials
- Deteriorated separation membranes

DETERIORATION OF INTERVENTIONS AROUND THE MOSAIC

- Clogged drainage Deteriorated cover or shelter
- Stabilized walls with new deterioration Damaged access barrier
- Other: _____

OBSERVATIONS ON THE CONDITION ASSESSMENT

GENERAL CONDITION OF THE MOSAIC

Good Fair Bad

- Date recommended for next inspection: _____
(No intervention required)
- Date recommended for intervention: _____
(Intervention required)

PREPARED BY

DATE

Incrustations

Mineral crust of variable thickness and area that is often hard and compact, located on the surface of the mosaic.



Emanno Carbonara 2011 © J. Paul Getty Trust



Gaetano Palumbo 2000 © J. Paul Getty Trust

DATA FORM NO. 3 – CONDITION ASSESSMENT

STUDY PHASE

MOSAIC ID _____ / _____ / _____

INSPECTION TYPE Initial inspection Maintenance cycle

PRESENT EXPOSURE CONDITIONS

- In open air Reburied Under an open shelter
- Walked on Under a removable cover Under a closed shelter
- Parts not excavated or inaccessible

During the initial inspection, check the boxes of all the deterioration phenomena that are present. During maintenance cycles, only indicate new deterioration phenomena that have occurred since the last inspection or last intervention.

STRUCTURAL DETERIORATION

(Condition Assessment Map No. 1)

- Tessellatum lacunae Depressions
- Cracks Detachments between mosaic layers
- Bulges

SURFACE DETERIORATION

(Condition Assessment Map No. 2)

- Detached tesserae Stains
- Deteriorated tesserae Incrustations
- Deteriorated mortar between tesserae Efflorescence

PRESENCE OF BIO-DETERIORATION AGENTS

(Condition Assessment Map No. 3)

- Micro-organisms Tunnels or entrance holes made by insects and other animals
- Vegetation

DETERIORATION OF INTERVENTIONS

(Condition Assessment Map No. 4)

- Deteriorated lacunae fills or edging repairs Re-detached tesserae
- Deteriorated mortar between tesserae Deteriorated support panels
- Deteriorated mortar between tesserae Deteriorated support metal reinforcements

Reburial:

- Presence of vegetation
- Loss of fill materials
- Deteriorated separation membranes

DETERIORATION OF INTERVENTIONS AROUND THE MOSAIC

- Clogged drainage Deteriorated cover or shelter
- Stabilized walls with new deterioration Damaged access barrier
- Other: _____

OBSERVATIONS ON THE CONDITION ASSESSMENT

GENERAL CONDITION OF THE MOSAIC

Good Fair Bad

- Date recommended for next inspection: _____
(No intervention required)
- Date recommended for intervention: _____
(Intervention required)

PREPARED BY

DATE

Efflorescence

Generally a white and crystalline substance, which adheres loosely to the mosaic surface, and is powder-like in appearance.



DATA FORM NO. 3 – CONDITION ASSESSMENT

STUDY PHASE

MOSAIC ID _____ / _____ / _____

INSPECTION TYPE Initial inspection Maintenance cycle

PRESENT EXPOSURE CONDITIONS

- In open air
- Reburied
- Under an open shelter
- Walked on
- Under a removable cover
- Under a closed shelter
- Parts not excavated or inaccessible

During the initial inspection, check the boxes of all the deterioration phenomena that are present. During maintenance cycles, only indicate new deterioration phenomena that have occurred since the last inspection or last intervention.

STRUCTURAL DETERIORATION

(Condition Assessment Map No. 1)

- Tessellatum lacunae
- Cracks
- Bulges
- Depressions
- Detachments between mosaic layers

SURFACE DETERIORATION

(Condition Assessment Map No. 2)

- Detached tesserae
- Deteriorated tesserae
- Deteriorated mortar between tesserae
- Stains
- Incrustations
- Efflorescence

PRESENCE OF BIO-DETERIORATION AGENTS

(Condition Assessment Map No. 3)

- Micro-organisms
- Vegetation
- Tunnels or entrance holes made by insects and other animals

DETERIORATION OF INTERVENTIONS

(Condition Assessment Map No. 4)

- Deteriorated lacunae fills or edging repairs
- Deteriorated mortar between tesserae
- Reburial:**
 - Presence of vegetation
 - Loss of fill materials
 - Deteriorated separation membranes
- Re-detached tesserae
- Deteriorated support panels
- Deteriorated support metal reinforcements

DETERIORATION OF INTERVENTIONS AROUND THE MOSAIC

- Clogged drainage
- Stabilized walls with new deterioration
- Deteriorated cover or shelter
- Damaged access barrier
- Other: _____

OBSERVATIONS ON THE CONDITION ASSESSMENT

GENERAL CONDITION OF THE MOSAIC

Good Fair Bad

- Date recommended for next inspection: _____
(No intervention required)
- Date recommended for intervention: _____
(Intervention required)

PREPARED BY

DATE

Micro-organisms

Small organisms varying in color and shape, alive or dead, such as algae, lichens, and mosses that adhere to the mosaic surface.



Algae



Lichens



Mosses

DATA FORM NO. 3 – CONDITION ASSESSMENT

STUDY PHASE

MOSAIC ID _____ / _____ / _____

INSPECTION TYPE Initial inspection Maintenance cycle

PRESENT EXPOSURE CONDITIONS

- In open air Reburied Under an open shelter
- Walked on Under a removable cover Under a closed shelter
- Parts not excavated or inaccessible

During the initial inspection, check the boxes of all the deterioration phenomena that are present. During maintenance cycles, only indicate new deterioration phenomena that have occurred since the last inspection or last intervention.

STRUCTURAL DETERIORATION

(Condition Assessment Map No. 1)

- Tessellatum lacunae Depressions
- Cracks Detachments between mosaic layers
- Bulges

SURFACE DETERIORATION

(Condition Assessment Map No. 2)

- Detached tesserae Stains
- Deteriorated tesserae Incrustations
- Deteriorated mortar between tesserae Efflorescence

PRESENCE OF BIO-DETERIORATION AGENTS

(Condition Assessment Map No. 3)

- Micro-organisms
- Vegetation
- Tunnels or entrance holes made by insects and other animals

DETERIORATION OF INTERVENTIONS

(Condition Assessment Map No. 4)

- Deteriorated lacunae fills or edging repairs Re-detached tesserae
- Deteriorated mortar between tesserae Deteriorated support panels
- Deteriorated support metal reinforcements

Reburial:

- Presence of vegetation
- Loss of fill materials
- Deteriorated separation membranes

DETERIORATION OF INTERVENTIONS AROUND THE MOSAIC

- Clogged drainage Deteriorated cover or shelter
- Stabilized walls with new deterioration Damaged access barrier
- Other: _____

OBSERVATIONS ON THE CONDITION ASSESSMENT

GENERAL CONDITION OF THE MOSAIC

Good Fair Bad

- Date recommended for next inspection: _____
(No intervention required)
- Date recommended for intervention: _____
(Intervention required)

PREPARED BY

DATE

Vegetation

Plants such as grasses, weeds, bushes, as well as trees and their associated roots growing under, inside, or on top of the mosaic.



DATA FORM NO. 3 – CONDITION ASSESSMENT

STUDY PHASE

MOSAIC ID _____/_____/_____/_____

INSPECTION TYPE Initial inspection Maintenance cycle

PRESENT EXPOSURE CONDITIONS

- In open air Reburied Under an open shelter
- Walked on Under a removable cover Under a closed shelter
- Parts not excavated or inaccessible

During the initial inspection, check the boxes of all the deterioration phenomena that are present. During maintenance cycles, only indicate new deterioration phenomena that have occurred since the last inspection or last intervention.

STRUCTURAL DETERIORATION

(Condition Assessment Map No. 1)

- Tessellatum lacunae Depressions
- Cracks Detachments between mosaic layers
- Bulges

SURFACE DETERIORATION

(Condition Assessment Map No. 2)

- Detached tesserae Stains
- Deteriorated tesserae Incrustations
- Deteriorated mortar between tesserae Efflorescence

PRESENCE OF BIO-DETERIORATION AGENTS

(Condition Assessment Map No. 3)

- Micro-organisms
- Tunnels or entrance holes made by insects and other animals
- Vegetation

DETERIORATION OF INTERVENTIONS

(Condition Assessment Map No. 4)

- Deteriorated lacunae fills or edging repairs Re-detached tesserae
- Deteriorated mortar between tesserae Deteriorated support panels
- Deteriorated support metal reinforcements

Reburial:

- Presence of vegetation
- Loss of fill materials
- Deteriorated separation membranes

DETERIORATION OF INTERVENTIONS AROUND THE MOSAIC

- Clogged drainage Deteriorated cover or shelter
- Stabilized walls with new deterioration Damaged access barrier
- Other: _____

OBSERVATIONS ON THE CONDITION ASSESSMENT

GENERAL CONDITION OF THE MOSAIC

Good Fair Bad

- Date recommended for next inspection: _____
(No intervention required)
- Date recommended for intervention: _____
(Intervention required)

PREPARED BY

DATE

Tunnels or entrance holes made by insects or other animals

An area of the mosaic where insects or other animals have burrowed.



DATA FORM NO. 3 – CONDITION ASSESSMENT

STUDY PHASE

MOSAIC ID _____ / _____ / _____

INSPECTION TYPE Initial inspection Maintenance cycle

PRESENT EXPOSURE CONDITIONS

- In open air Reburied Under an open shelter
- Walked on Under a removable cover Under a closed shelter
- Parts not excavated or inaccessible

During the initial inspection, check the boxes of all the deterioration phenomena that are present. During maintenance cycles, only indicate new deterioration phenomena that have occurred since the last inspection or last intervention.

STRUCTURAL DETERIORATION

(Condition Assessment Map No. 1)

- Tessellatum lacunae Depressions
- Cracks Detachments between mosaic layers
- Bulges

SURFACE DETERIORATION

(Condition Assessment Map No. 2)

- Detached tesserae Stains
- Deteriorated tesserae Incrustations
- Deteriorated mortar between tesserae Efflorescence

PRESENCE OF BIO-DETERIORATION AGENTS

(Condition Assessment Map No. 3)

- Micro-organisms Tunnels or entrance holes made by insects and other animals
- Vegetation

DETERIORATION OF INTERVENTIONS

(Condition Assessment Map No. 4)

- Deteriorated lacunae fills or edging repairs Re-detached tesserae
- Deteriorated mortar between tesserae Deteriorated support panels
- Deteriorated support metal reinforcements

Reburial:

- Presence of vegetation
- Loss of fill materials
- Deteriorated separation membranes

DETERIORATION OF INTERVENTIONS AROUND THE MOSAIC

- Clogged drainage Deteriorated cover or shelter
- Stabilized walls with new deterioration Damaged access barrier
- Other: _____

OBSERVATIONS ON THE CONDITION ASSESSMENT

GENERAL CONDITION OF THE MOSAIC

Good Fair Bad

- Date recommended for next inspection: _____
(No intervention required)
- Date recommended for intervention: _____
(Intervention required)

PREPARED BY

DATE

Deteriorated lacunae fills or edging repairs

Lacuna fill or edging repair between tesserae in poor condition, presenting cracks, erosion or other types of damage.



DATA FORM NO. 3 – CONDITION ASSESSMENT

STUDY PHASE

MOSAIC ID _____ / _____ / _____

INSPECTION TYPE Initial inspection Maintenance cycle

PRESENT EXPOSURE CONDITIONS

- In open air Reburied Under an open shelter
- Walked on Under a removable cover Under a closed shelter
- Parts not excavated or inaccessible

During the initial inspection, check the boxes of all the deterioration phenomena that are present. During maintenance cycles, only indicate new deterioration phenomena that have occurred since the last inspection or last intervention.

STRUCTURAL DETERIORATION

(Condition Assessment Map No. 1)

- Tessellatum lacunae Depressions
- Cracks Detachments between mosaic layers
- Bulges

SURFACE DETERIORATION

(Condition Assessment Map No. 2)

- Detached tesserae Stains
- Deteriorated tesserae Incrustations
- Deteriorated mortar between tesserae Efflorescence

PRESENCE OF BIO-DETERIORATION AGENTS

(Condition Assessment Map No. 3)

- Micro-organisms Tunnels or entrance holes made by insects and other animals
- Vegetation

DETERIORATION OF INTERVENTIONS

(Condition Assessment Map No. 4)

- Deteriorated lacunae fills or edging repairs Re-detached tesserae
- Deteriorated mortar between tesserae Deteriorated support panels
- Deteriorated support metal reinforcements

Reburial:

- Presence of vegetation
- Loss of fill materials
- Deteriorated separation membranes

DETERIORATION OF INTERVENTIONS AROUND THE MOSAIC

- Clogged drainage Deteriorated cover or shelter
- Stabilized walls with new deterioration Damaged access barrier
- Other: _____

OBSERVATIONS ON THE CONDITION ASSESSMENT

GENERAL CONDITION OF THE MOSAIC

Good Fair Bad

- Date recommended for next inspection: _____
(No intervention required)
- Date recommended for intervention: _____
(Intervention required)

PREPARED BY

DATE

Deteriorated mortar between tesserae

Mortar fill between tesserae in poor condition, presenting cracks, erosion, or other types of damage.



DATA FORM NO. 3 – CONDITION ASSESSMENT

STUDY PHASE

MOSAIC ID _____ / _____ / _____

INSPECTION TYPE Initial inspection Maintenance cycle

PRESENT EXPOSURE CONDITIONS

- In open air Reburied Under an open shelter
- Walked on Under a removable cover Under a closed shelter
- Parts not excavated or inaccessible

During the initial inspection, check the boxes of all the deterioration phenomena that are present. During maintenance cycles, only indicate new deterioration phenomena that have occurred since the last inspection or last intervention.

STRUCTURAL DETERIORATION

(Condition Assessment Map No. 1)

- Tessellatum lacunae Depressions
- Cracks Detachments between mosaic layers
- Bulges

SURFACE DETERIORATION

(Condition Assessment Map No. 2)

- Detached tesserae Stains
- Deteriorated tesserae Incrustations
- Deteriorated mortar between tesserae Efflorescence

PRESENCE OF BIO-DETERIORATION AGENTS

(Condition Assessment Map No. 3)

- Micro-organisms Tunnels or entrance holes made by insects and other animals
- Vegetation

DETERIORATION OF INTERVENTIONS

(Condition Assessment Map No. 4)

- Deteriorated lacunae fills or edging repairs Re-detached tesserae
- Deteriorated mortar between tesserae Deteriorated support panels
- Deteriorated support metal reinforcements

Reburial:

- Presence of vegetation
- Loss of fill materials
- Deteriorated separation membranes

DETERIORATION OF INTERVENTIONS AROUND THE MOSAIC

- Clogged drainage Deteriorated cover or shelter
- Stabilized walls with new deterioration Damaged access barrier
- Other: _____

OBSERVATIONS ON THE CONDITION ASSESSMENT

GENERAL CONDITION OF THE MOSAIC

Good Fair Bad

- Date recommended for next inspection: _____
(No intervention required)
- Date recommended for intervention: _____
(Intervention required)

PREPARED BY

DATE

Re-detached tesserae or detached tesserae of a lifted and re-laid mosaic

Tesserae already reset during a previous intervention that are no longer adhered, or detached tesserae from a section of the mosaic that has been lifted and re-laid on a new support.



DATA FORM NO. 3 – CONDITION ASSESSMENT

STUDY PHASE _____

MOSAIC ID _____ / _____ / _____

INSPECTION TYPE Initial inspection Maintenance cycle

PRESENT EXPOSURE CONDITIONS

- In open air Reburied Under an open shelter
- Walked on Under a removable cover Under a closed shelter
- Parts not excavated or inaccessible

During the initial inspection, check the boxes of all the deterioration phenomena that are present. During maintenance cycles, only indicate new deterioration phenomena that have occurred since the last inspection or last intervention.

STRUCTURAL DETERIORATION

(Condition Assessment Map No. 1)

- Tessellatum lacunae Depressions
- Cracks Detachments between mosaic layers
- Bulges

SURFACE DETERIORATION

(Condition Assessment Map No. 2)

- Detached tesserae Stains
- Deteriorated tesserae Incrustations
- Deteriorated mortar between tesserae Efflorescence

PRESENCE OF BIO-DETERIORATION AGENTS

(Condition Assessment Map No. 3)

- Micro-organisms Tunnels or entrance holes made by insects and other animals
- Vegetation

DETERIORATION OF INTERVENTIONS

(Condition Assessment Map No. 4)

- Deteriorated lacunae fills or edging repairs Re-detached tesserae
- Deteriorated mortar between tesserae Deteriorated support panels
- Deteriorated support metal reinforcements

Reburial:

- Presence of vegetation
- Loss of fill materials
- Deteriorated separation membranes

DETERIORATION OF INTERVENTIONS AROUND THE MOSAIC

- Clogged drainage Deteriorated cover or shelter
- Stabilized walls with new deterioration Damaged access barrier
- Other: _____

OBSERVATIONS ON THE CONDITION ASSESSMENT

GENERAL CONDITION OF THE MOSAIC

Good Fair Bad

- Date recommended for next inspection: _____
(No intervention required)
- Date recommended for intervention: _____
(Intervention required)

PREPARED BY _____

DATE _____

Deteriorated support panels

Deformed support panel: Modern support panel of a re-laid mosaic whose shape has changed, part of its surface being located above or below its original level.



DATA FORM NO. 3 – CONDITION ASSESSMENT

STUDY PHASE

MOSAIC ID _____ / _____ / _____

INSPECTION TYPE Initial inspection Maintenance cycle

PRESENT EXPOSURE CONDITIONS

- In open air Reburied Under an open shelter
- Walked on Under a removable cover Under a closed shelter
- Parts not excavated or inaccessible

During the initial inspection, check the boxes of all the deterioration phenomena that are present. During maintenance cycles, only indicate new deterioration phenomena that have occurred since the last inspection or last intervention.

STRUCTURAL DETERIORATION

(Condition Assessment Map No. 1)

- Tessellatum lacunae Depressions
- Cracks Detachments between mosaic layers
- Bulges

SURFACE DETERIORATION

(Condition Assessment Map No. 2)

- Detached tesserae Stains
- Deteriorated tesserae Incrustations
- Deteriorated mortar between tesserae Efflorescence

PRESENCE OF BIO-DETERIORATION AGENTS

(Condition Assessment Map No. 3)

- Micro-organisms Tunnels or entrance holes made by insects and other animals
- Vegetation

DETERIORATION OF INTERVENTIONS

(Condition Assessment Map No. 4)

- Deteriorated lacunae fills or edging repairs Re-detached tesserae
- Deteriorated mortar between tesserae Deteriorated support panels
- Deteriorated support metal reinforcements

Reburial:

- Presence of vegetation
- Loss of fill materials
- Deteriorated separation membranes

DETERIORATION OF INTERVENTIONS AROUND THE MOSAIC

- Clogged drainage Deteriorated cover or shelter
- Stabilized walls with new deterioration Damaged access barrier
- Other: _____

OBSERVATIONS ON THE CONDITION ASSESSMENT

GENERAL CONDITION OF THE MOSAIC

- Good Fair Bad

- Date recommended for next inspection: _____
(No intervention required)
- Date recommended for intervention: _____
(Intervention required)

PREPARED BY

DATE

Deteriorated support metal reinforcements

Structural reinforcement of a support of a re-laid mosaic that is in poor condition.



Livia Alberti 2006 © J. Paul Getty Trust

DATA FORM NO. 3 – CONDITION ASSESSMENT

STUDY PHASE

MOSAIC ID _____/_____/_____/_____

INSPECTION TYPE Initial inspection Maintenance cycle

PRESENT EXPOSURE CONDITIONS

- In open air Reburied Under an open shelter
- Walked on Under a removable cover Under a closed shelter
- Parts not excavated or inaccessible

During the initial inspection, check the boxes of all the deterioration phenomena that are present. During maintenance cycles, only indicate new deterioration phenomena that have occurred since the last inspection or last intervention.

STRUCTURAL DETERIORATION

(Condition Assessment Map No. 1)

- Tessellatum lacunae Depressions
- Cracks Detachments between mosaic layers
- Bulges

SURFACE DETERIORATION

(Condition Assessment Map No. 2)

- Detached tesserae Stains
- Deteriorated tesserae Incrustations
- Deteriorated mortar between tesserae Efflorescence

PRESENCE OF BIO-DETERIORATION AGENTS

(Condition Assessment Map No. 3)

- Micro-organisms Tunnels or entrance holes made by insects and other animals
- Vegetation

DETERIORATION OF INTERVENTIONS

(Condition Assessment Map No. 4)

- Deteriorated lacunae fills or edging repairs Re-detached tesserae
- Deteriorated mortar between tesserae Deteriorated support panels
- Deteriorated support metal reinforcements

Reburial:

- Presence of vegetation
- Loss of fill materials
- Deteriorated separation membranes

DETERIORATION OF INTERVENTIONS AROUND THE MOSAIC

- Clogged drainage Deteriorated cover or shelter
- Stabilized walls with new deterioration Damaged access barrier
- Other: _____

OBSERVATIONS ON THE CONDITION ASSESSMENT

GENERAL CONDITION OF THE MOSAIC

Good Fair Bad

- Date recommended for next inspection: _____
(No intervention required)
- Date recommended for intervention: _____
(Intervention required)

PREPARED BY

DATE



Presence of vegetation and loss of fill materials

DATA FORM NO. 3 – CONDITION ASSESSMENT

STUDY PHASE

MOSAIC ID _____/_____/_____/_____

INSPECTION TYPE Initial inspection Maintenance cycle

PRESENT EXPOSURE CONDITIONS

- In open air Reburied Under an open shelter
- Walked on Under a removable cover Under a closed shelter
- Parts not excavated or inaccessible

During the initial inspection, check the boxes of all the deterioration phenomena that are present. During maintenance cycles, only indicate new deterioration phenomena that have occurred since the last inspection or last intervention.

STRUCTURAL DETERIORATION

(Condition Assessment Map No. 1)

- Tessellatum lacunae Depressions
- Cracks Detachments between mosaic layers
- Bulges

SURFACE DETERIORATION

(Condition Assessment Map No. 2)

- Detached tesserae Stains
- Deteriorated tesserae Incrustations
- Deteriorated mortar between tesserae Efflorescence

PRESENCE OF BIO-DETERIORATION AGENTS

(Condition Assessment Map No. 3)

- Micro-organisms Tunnels or entrance holes made by insects and other animals
- Vegetation

DETERIORATION OF INTERVENTIONS

(Condition Assessment Map No. 4)

- Deteriorated lacunae fills or edging repairs Re-detached tesserae
- Deteriorated mortar between tesserae Deteriorated support panels
- Deteriorated support metal reinforcements

- Reburial:**
- Presence of vegetation
 - Loss of fill materials
 - Deteriorated separation membranes

DETERIORATION OF INTERVENTIONS AROUND THE MOSAIC

- Clogged drainage Deteriorated cover or shelter
- Stabilized walls with new deterioration Damaged access barrier
- Other: _____

OBSERVATIONS ON THE CONDITION ASSESSMENT

GENERAL CONDITION OF THE MOSAIC

Good Fair Bad

- Date recommended for next inspection: _____
(No intervention required)
- Date recommended for intervention: _____
(Intervention required)

PREPARED BY

DATE



Deteriorated separation membranes

DATA FORM NO. 3 – CONDITION ASSESSMENT

STUDY PHASE

MOSAIC ID _____/_____/_____/_____

INSPECTION TYPE Initial inspection Maintenance cycle

PRESENT EXPOSURE CONDITIONS

- In open air Reburied Under an open shelter
- Walked on Under a removable cover Under a closed shelter
- Parts not excavated or inaccessible

During the initial inspection, check the boxes of all the deterioration phenomena that are present. During maintenance cycles, only indicate new deterioration phenomena that have occurred since the last inspection or last intervention.

STRUCTURAL DETERIORATION

(Condition Assessment Map No. 1)

- Tessellatum lacunae Depressions
- Cracks Detachments between mosaic layers
- Bulges

SURFACE DETERIORATION

(Condition Assessment Map No. 2)

- Detached tesserae Stains
- Deteriorated tesserae Incrustations
- Deteriorated mortar between tesserae Efflorescence

PRESENCE OF BIO-DETERIORATION AGENTS

(Condition Assessment Map No. 3)

- Micro-organisms Tunnels or entrance holes made by insects and other animals
- Vegetation

DETERIORATION OF INTERVENTIONS

(Condition Assessment Map No. 4)

- Deteriorated lacunae fills or edging repairs Re-detached tesserae
- Deteriorated mortar between tesserae Deteriorated support panels
- Deteriorated support metal reinforcements

Reburial:

- Presence of vegetation
- Loss of fill materials
- Deteriorated separation membranes

DETERIORATION OF INTERVENTIONS AROUND THE MOSAIC

- Clogged drainage Deteriorated cover or shelter
- Stabilized walls with new deterioration Damaged access barrier
- Other: _____

OBSERVATIONS ON THE CONDITION ASSESSMENT

GENERAL CONDITION OF THE MOSAIC

Good Fair Bad

- Date recommended for next inspection: _____
(No intervention required)
- Date recommended for intervention: _____
(Intervention required)

PREPARED BY

DATE



Ermanno Carbonara 2011 © J. Paul Getty Trust



Ermanno Carbonara 2011 © J. Paul Getty Trust

Clogged drainage

DATA FORM NO. 3 – CONDITION ASSESSMENT

STUDY PHASE

MOSAIC ID _____ / _____ / _____

INSPECTION TYPE Initial inspection Maintenance cycle

PRESENT EXPOSURE CONDITIONS

- In open air Reburied Under an open shelter
- Walked on Under a removable cover Under a closed shelter
- Parts not excavated or inaccessible

During the initial inspection, check the boxes of all the deterioration phenomena that are present. During maintenance cycles, only indicate new deterioration phenomena that have occurred since the last inspection or last intervention.

STRUCTURAL DETERIORATION

(Condition Assessment Map No. 1)

- Tessellatum lacunae Depressions
- Cracks Detachments between mosaic layers
- Bulges

SURFACE DETERIORATION

(Condition Assessment Map No. 2)

- Detached tesserae Stains
- Deteriorated tesserae Incrustations
- Deteriorated mortar between tesserae Efflorescence

PRESENCE OF BIO-DETERIORATION AGENTS

(Condition Assessment Map No. 3)

- Micro-organisms Tunnels or entrance holes made by insects and other animals
- Vegetation

DETERIORATION OF INTERVENTIONS

(Condition Assessment Map No. 4)

- Deteriorated lacunae fills or edging repairs Re-detached tesserae
- Deteriorated mortar between tesserae Deteriorated support panels
- Deteriorated support metal reinforcements

Reburial:

- Presence of vegetation
- Loss of fill materials
- Deteriorated separation membranes

DETERIORATION OF INTERVENTIONS AROUND THE MOSAIC

- Clogged drainage Deteriorated cover or shelter
- Stabilized walls with new deterioration Damaged access barrier
- Other: _____

OBSERVATIONS ON THE CONDITION ASSESSMENT

GENERAL CONDITION OF THE MOSAIC

Good Fair Bad

- Date recommended for next inspection: _____
(No intervention required)
- Date recommended for intervention: _____
(Intervention required)

PREPARED BY

DATE



Ermanno Carbonara 2011 © J. Paul Getty Trust

Stabilized walls with new deterioration

DATA FORM NO. 3 – CONDITION ASSESSMENT

STUDY PHASE

MOSAIC ID _____ / _____ / _____

INSPECTION TYPE Initial inspection Maintenance cycle

PRESENT EXPOSURE CONDITIONS

- In open air Reburied Under an open shelter
- Walked on Under a removable cover Under a closed shelter
- Parts not excavated or inaccessible

During the initial inspection, check the boxes of all the deterioration phenomena that are present. During maintenance cycles, only indicate new deterioration phenomena that have occurred since the last inspection or last intervention.

STRUCTURAL DETERIORATION

(Condition Assessment Map No. 1)

- Tessellatum lacunae Depressions
- Cracks Detachments between mosaic layers
- Bulges

SURFACE DETERIORATION

(Condition Assessment Map No. 2)

- Detached tesserae Stains
- Deteriorated tesserae Incrustations
- Deteriorated mortar between tesserae Efflorescence

PRESENCE OF BIO-DETERIORATION AGENTS

(Condition Assessment Map No. 3)

- Micro-organisms Tunnels or entrance holes made by insects and other animals
- Vegetation

DETERIORATION OF INTERVENTIONS

(Condition Assessment Map No. 4)

- Deteriorated lacunae fills or edging repairs Re-detached tesserae
- Deteriorated mortar between tesserae Deteriorated support panels
- Deteriorated support metal reinforcements

Reburial:

- Presence of vegetation
- Loss of fill materials
- Deteriorated separation membranes

DETERIORATION OF INTERVENTIONS AROUND THE MOSAIC

- Clogged drainage Deteriorated cover or shelter
- Stabilized walls with new deterioration Damaged access barrier
- Other: _____

OBSERVATIONS ON THE CONDITION ASSESSMENT

GENERAL CONDITION OF THE MOSAIC

Good Fair Bad

- Date recommended for next inspection: _____
(No intervention required)
- Date recommended for intervention: _____
(Intervention required)

PREPARED BY

DATE



Niki Savvides 2004 © J. Paul Getty Trust



Livia Alberti 2006 © J. Paul Getty Trust

Deteriorated cover or shelter

DATA FORM NO. 3 – CONDITION ASSESSMENT

STUDY PHASE

MOSAIC ID _____/_____/_____/_____

INSPECTION TYPE Initial inspection Maintenance cycle

PRESENT EXPOSURE CONDITIONS

- In open air Reburied Under an open shelter
- Walked on Under a removable cover Under a closed shelter
- Parts not excavated or inaccessible

During the initial inspection, check the boxes of all the deterioration phenomena that are present. During maintenance cycles, only indicate new deterioration phenomena that have occurred since the last inspection or last intervention.

STRUCTURAL DETERIORATION

(Condition Assessment Map No. 1)

- Tessellatum lacunae Depressions
- Cracks Detachments between mosaic layers
- Bulges

SURFACE DETERIORATION

(Condition Assessment Map No. 2)

- Detached tesserae Stains
- Deteriorated tesserae Incrustations
- Deteriorated mortar between tesserae Efflorescence

PRESENCE OF BIO-DETERIORATION AGENTS

(Condition Assessment Map No. 3)

- Micro-organisms Tunnels or entrance holes made by insects and other animals
- Vegetation

DETERIORATION OF INTERVENTIONS

(Condition Assessment Map No. 4)

- Deteriorated lacunae fills or edging repairs Re-detached tesserae
- Deteriorated mortar between tesserae Deteriorated support panels
- Deteriorated support metal reinforcements

Reburial:

- Presence of vegetation
- Loss of fill materials
- Deteriorated separation membranes

DETERIORATION OF INTERVENTIONS AROUND THE MOSAIC

- Clogged drainage Deteriorated cover or shelter
- Stabilized walls with new deterioration Damaged access barrier
- Other: _____

OBSERVATIONS ON THE CONDITION ASSESSMENT

GENERAL CONDITION OF THE MOSAIC

Good Fair Bad

- Date recommended for next inspection: _____
(No intervention required)
- Date recommended for intervention: _____
(Intervention required)

PREPARED BY

DATE



Damaged access barrier

DATA FORM NO. 3 – CONDITION ASSESSMENT

STUDY PHASE

MOSAIC ID _____/_____/_____/_____

INSPECTION TYPE Initial inspection Maintenance cycle

PRESENT EXPOSURE CONDITIONS

- In open air Reburied Under an open shelter
- Walked on Under a removable cover Under a closed shelter
- Parts not excavated or inaccessible

During the initial inspection, check the boxes of all the deterioration phenomena that are present. During maintenance cycles, only indicate new deterioration phenomena that have occurred since the last inspection or last intervention.

STRUCTURAL DETERIORATION

(Condition Assessment Map No. 1)

- Tessellatum lacunae Depressions
- Cracks Detachments between mosaic layers
- Bulges

SURFACE DETERIORATION

(Condition Assessment Map No. 2)

- Detached tesserae Stains
- Deteriorated tesserae Incrustations
- Deteriorated mortar between tesserae Efflorescence

PRESENCE OF BIO-DETERIORATION AGENTS

(Condition Assessment Map No. 3)

- Micro-organisms Tunnels or entrance holes made by insects and other animals
- Vegetation

DETERIORATION OF INTERVENTIONS

(Condition Assessment Map No. 4)

- Deteriorated lacunae fills or edging repairs Re-detached tesserae
- Deteriorated mortar between tesserae Deteriorated support panels
- Deteriorated support metal reinforcements

Reburial:

- Presence of vegetation
- Loss of fill materials
- Deteriorated separation membranes

DETERIORATION OF INTERVENTIONS AROUND THE MOSAIC

- Clogged drainage Deteriorated cover or shelter
- Stabilized walls with new deterioration Damaged access barrier
- Other: Damaged footbridge

OBSERVATIONS ON THE CONDITION ASSESSMENT

GENERAL CONDITION OF THE MOSAIC

- Good Fair Bad

- Date recommended for next inspection: _____
(No intervention required)
- Date recommended for intervention: _____
(Intervention required)

PREPARED BY

DATE



Damaged footbridge

DATA FORM NO. 3 – CONDITION ASSESSMENT

STUDY PHASE

MOSAIC ID _____/_____/_____/_____

INSPECTION TYPE Initial inspection Maintenance cycle

PRESENT EXPOSURE CONDITIONS

- In open air Reburied Under an open shelter
- Walked on Under a removable cover Under a closed shelter
- Parts not excavated or inaccessible

During the initial inspection, check the boxes of all the deterioration phenomena that are present. During maintenance cycles, only indicate new deterioration phenomena that have occurred since the last inspection or last intervention.

STRUCTURAL DETERIORATION

(Condition Assessment Map No. 1)

- Tessellatum lacunae Depressions
- Cracks Detachments between mosaic layers
- Bulges

SURFACE DETERIORATION

(Condition Assessment Map No. 2)

- Detached tesserae Stains
- Deteriorated tesserae Incrustations
- Deteriorated mortar between tesserae Efflorescence

PRESENCE OF BIO-DETERIORATION AGENTS

(Condition Assessment Map No. 3)

- Micro-organisms Tunnels or entrance holes made by insects and other animals
- Vegetation

DETERIORATION OF INTERVENTIONS

(Condition Assessment Map No. 4)

- Deteriorated lacunae fills or edging repairs Re-detached tesserae
- Deteriorated mortar between tesserae Deteriorated support panels
- Deteriorated support metal reinforcements

Reburial:

- Presence of vegetation
- Loss of fill materials
- Deteriorated separation membranes

DETERIORATION OF INTERVENTIONS AROUND THE MOSAIC

- Clogged drainage Deteriorated cover or shelter
- Stabilized walls with new deterioration Damaged access barrier
- Other: _____

OBSERVATIONS ON THE CONDITION ASSESSMENT

OBSERVATIONS ON THE CONDITION ASSESSMENT

Micro-organisms are concentrated in areas of the mosaic where there is more shade.

Areas of detachment are located near the surrounding walls.

GENERAL CONDITION OF THE MOSAIC

Good Fair Bad

- Date recommended for next inspection: _____
(No intervention required)
- Date recommended for intervention: _____
(Intervention required)

PREPARED BY

DATE

DATA FORM NO. 3 – CONDITION ASSESSMENT

STUDY PHASE

MOSAIC ID _____/_____/_____/_____

INSPECTION TYPE Initial inspection Maintenance cycle

PRESENT EXPOSURE CONDITIONS

- In open air Reburied Under an open shelter
- Walked on Under a removable cover Under a closed shelter
- Parts not excavated or inaccessible

During the initial inspection, check the boxes of all the deterioration phenomena that are present. During maintenance cycles, only indicate new deterioration phenomena that have occurred since the last inspection or last intervention.

STRUCTURAL DETERIORATION

(Condition Assessment Map No. 1)

- Tessellatum lacunae Depressions
- Cracks Detachments between mosaic layers
- Bulges

SURFACE DETERIORATION

(Condition Assessment Map No. 2)

- Detached tesserae Stains
- Deteriorated tesserae Incrustations
- Deteriorated mortar between tesserae Efflorescence

PRESENCE OF BIO-DETERIORATION AGENTS

(Condition Assessment Map No. 3)

- Micro-organisms Tunnels or entrance holes made by insects and other animals
- Vegetation

DETERIORATION OF INTERVENTIONS

(Condition Assessment Map No. 4)

- Deteriorated lacunae fills or edging repairs Re-detached tesserae
- Deteriorated mortar between tesserae Deteriorated support panels
- Deteriorated support metal reinforcements

Reburial:

- Presence of vegetation
- Loss of fill materials
- Deteriorated separation membranes

DETERIORATION OF INTERVENTIONS AROUND THE MOSAIC

- Clogged drainage Deteriorated cover or shelter
- Stabilized walls with new deterioration Damaged access barrier
- Other: _____

OBSERVATIONS ON THE CONDITION ASSESSMENT

GENERAL CONDITION OF THE MOSAIC

- Good** Fair Bad
- Date recommended for next inspection: Within 12 months
(No intervention required)
- Date recommended for intervention: _____
(Intervention required)



Ermanno Carbonara 2011 © J. Paul Getty Trust

PREPARED BY

DATE

DATA FORM NO. 3 – CONDITION ASSESSMENT

STUDY PHASE

MOSAIC ID _____/_____/_____/_____

INSPECTION TYPE Initial inspection Maintenance cycle

PRESENT EXPOSURE CONDITIONS

- In open air
- Reburied
- Under an open shelter
- Walked on
- Under a removable cover
- Under a closed shelter
- Parts not excavated or inaccessible

During the initial inspection, check the boxes of all the deterioration phenomena that are present. During maintenance cycles, only indicate new deterioration phenomena that have occurred since the last inspection or last intervention.

STRUCTURAL DETERIORATION

(Condition Assessment Map No. 1)

- Tessellatum lacunae
- Cracks
- Bulges
- Depressions
- Detachments between mosaic layers

SURFACE DETERIORATION

(Condition Assessment Map No. 2)

- Detached tesserae
- Deteriorated tesserae
- Deteriorated mortar between tesserae
- Stains
- Incrustations
- Efflorescence

PRESENCE OF BIO-DETERIORATION AGENTS

(Condition Assessment Map No. 3)

- Micro-organisms
- Vegetation
- Tunnels or entrance holes made by insects and other animals

DETERIORATION OF INTERVENTIONS

(Condition Assessment Map No. 4)

- Deteriorated lacunae fills or edging repairs
- Deteriorated mortar between tesserae
- Re-detached tesserae
- Deteriorated support panels
- Deteriorated support metal reinforcements

Reburial:

- Presence of vegetation
- Loss of fill materials
- Deteriorated separation membranes

DETERIORATION OF INTERVENTIONS AROUND THE MOSAIC

- Clogged drainage
- Stabilized walls with new deterioration
- Deteriorated cover or shelter
- Damaged access barrier
- Other: _____

OBSERVATIONS ON THE CONDITION ASSESSMENT

GENERAL CONDITION OF THE MOSAIC

Good

Fair

Bad

Date recommended for next inspection: _____
(No intervention required)

Date recommended for intervention: Within 2 months
(Intervention required)



Emanuela Carbonara 2011 © J. Paul Getty Trust

PREPARED BY

DATE

DATA FORM NO. 3 – CONDITION ASSESSMENT

STUDY PHASE

MOSAIC ID _____/_____/_____/_____

INSPECTION TYPE Initial inspection Maintenance cycle

PRESENT EXPOSURE CONDITIONS

- In open air Reburied Under an open shelter
- Walked on Under a removable cover Under a closed shelter
- Parts not excavated or inaccessible

During the initial inspection, check the boxes of all the deterioration phenomena that are present. During maintenance cycles, only indicate new deterioration phenomena that have occurred since the last inspection or last intervention.

STRUCTURAL DETERIORATION

(Condition Assessment Map No. 1)

- Tessellatum lacunae Depressions
- Cracks Detachments between mosaic layers
- Bulges

SURFACE DETERIORATION

(Condition Assessment Map No. 2)

- Detached tesserae Stains
- Deteriorated tesserae Incrustations
- Deteriorated mortar between tesserae Efflorescence

PRESENCE OF BIO-DETERIORATION AGENTS

(Condition Assessment Map No. 3)

- Micro-organisms Tunnels or entrance holes made by insects and other animals
- Vegetation

DETERIORATION OF INTERVENTIONS

(Condition Assessment Map No. 4)

- Deteriorated lacunae fills or edging repairs Re-detached tesserae
- Deteriorated mortar between tesserae Deteriorated support panels
- Deteriorated support metal reinforcements

Reburial:

- Presence of vegetation
- Loss of fill materials
- Deteriorated separation membranes

DETERIORATION OF INTERVENTIONS AROUND THE MOSAIC

- Clogged drainage Deteriorated cover or shelter
- Stabilized walls with new deterioration Damaged access barrier
- Other: _____

OBSERVATIONS ON THE CONDITION ASSESSMENT

GENERAL CONDITION OF THE MOSAIC

Good

Fair

Bad

Date recommended for next inspection: _____
(No intervention required)

Date recommended for intervention: Within 1 month (urgent)
(Intervention required)



Ermanno Carbonara 2011 © J. Paul Getty Trust

PREPARED BY

DATE

DATA FORM NO. 3 – CONDITION ASSESSMENT

STUDY PHASE

MOSAIC ID _____/_____/_____/_____

INSPECTION TYPE Initial inspection Maintenance cycle

PRESENT EXPOSURE CONDITIONS

- In open air Reburied Under an open shelter
 Walked on Under a removable cover Under a closed shelter
 Parts not excavated or inaccessible

During the initial inspection, check the boxes of all the deterioration phenomena that are present. During maintenance cycles, only indicate new deterioration phenomena that have occurred since the last inspection or last intervention.

STRUCTURAL DETERIORATION

(Condition Assessment Map No. 1)

- Tessellatum lacunae Depressions
 Cracks Detachments between mosaic layers
 Bulges

SURFACE DETERIORATION

(Condition Assessment Map No. 2)

- Detached tesserae Stains
 Deteriorated tesserae Incrustations
 Deteriorated mortar between tesserae Efflorescence

PRESENCE OF BIO-DETERIORATION AGENTS

(Condition Assessment Map No. 3)

- Micro-organisms Tunnels or entrance holes made by insects and other animals
 Vegetation

DETERIORATION OF INTERVENTIONS

(Condition Assessment Map No. 4)

- Deteriorated lacunae fills or edging repairs Re-detached tesserae
 Deteriorated mortar between tesserae Deteriorated support panels
 Deteriorated support metal reinforcements
- Reburial:** Presence of vegetation
 Loss of fill materials
 Deteriorated separation membranes

DETERIORATION OF INTERVENTIONS AROUND THE MOSAIC

- Clogged drainage Deteriorated cover or shelter
 Stabilized walls with new deterioration Damaged access barrier
 Other: _____

OBSERVATIONS ON THE CONDITION ASSESSMENT

GENERAL CONDITION OF THE MOSAIC

Good Fair Bad

- Date recommended for next inspection: _____
(No intervention required)
 Date recommended for intervention: _____
(Intervention required)

PREPARED BY

DATE

DATA FORM NO. 3 – CONDITION ASSESSMENT

STUDY PHASE

MOSAIC ID _____ / _____ / _____ / _____

INSPECTION TYPE Initial inspection Maintenance cycle

PRESENT EXPOSURE CONDITIONS

- In open air Reburied Under an open shelter
 Walked on Under a removable cover Under a closed shelter
 Parts not excavated or inaccessible

During the initial inspection, check the boxes of all the deterioration phenomena that are present. During maintenance cycles, only indicate new deterioration phenomena that have occurred since the last inspection or last intervention.

STRUCTURAL DETERIORATION

(Condition Assessment Map No. 1)

- Tessellatum lacunae Depressions
 Cracks Detachments between mosaic layers
 Bulges

SURFACE DETERIORATION

(Condition Assessment Map No. 2)

- Detached tesserae Stains
 Deteriorated tesserae Incrustations
 Deteriorated mortar between tesserae Efflorescence

PRESENCE OF BIO-DETERIORATION AGENTS

(Condition Assessment Map No. 3)

- Micro-organisms Tunnels or entrance holes made by insects and other animals
 Vegetation

DETERIORATION OF INTERVENTIONS

(Condition Assessment Map No. 4)

- Deteriorated lacunae fills or edging repairs Re-detached tesserae
 Deteriorated mortar between tesserae Deteriorated support panels
 Deteriorated support metal reinforcements
Reburial: Presence of vegetation
 Loss of fill materials
 Deteriorated separation membranes

DETERIORATION OF INTERVENTIONS AROUND THE MOSAIC

- Clogged drainage Deteriorated cover or shelter
 Stabilized walls with new deterioration Damaged access barrier
 Other: _____

OBSERVATIONS ON THE CONDITION ASSESSMENT

GENERAL CONDITION OF THE MOSAIC

Good Fair Bad

- Date recommended for next inspection: _____
 (No intervention required)
 Date recommended for intervention: _____
 (Intervention required)











PREPARED BY

DATE

LEGEND – CONDITION ASSESSMENT MAP NO. 1

STRUCTURAL DETERIORATION

MOSAIC ID _____ / _____ / _____ / _____

-  Tessellatum lacunae
-  Cracks
-  Bulges
-  Depressions
-  Detachments between mosaic layers
- 
- 
- 
- 
- 

DATA FORM NO. 3 – CONDITION ASSESSMENT

STUDY PHASE

MOSAIC ID _____/_____/_____/_____

INSPECTION TYPE Initial inspection Maintenance cycle

PRESENT EXPOSURE CONDITIONS

- In open air Reburied Under an open shelter
 Walked on Under a removable cover Under a closed shelter
 Parts not excavated or inaccessible

During the initial inspection, check the boxes of all the deterioration phenomena that are present. During maintenance cycles, only indicate new deterioration phenomena that have occurred since the last inspection or last intervention.

STRUCTURAL DETERIORATION

(Condition Assessment Map No. 1)

- Tessellatum lacunae Depressions
 Cracks Detachments between mosaic layers
 Bulges

SURFACE DETERIORATION

(Condition Assessment Map No. 2)

- Detached tesserae Stains
 Deteriorated tesserae Incrustations
 Deteriorated mortar between tesserae Efflorescence

PRESENCE OF BIO-DETERIORATION AGENTS

(Condition Assessment Map No. 3)

- Micro-organisms Tunnels or entrance holes made by insects and other animals
 Vegetation

DETERIORATION OF INTERVENTIONS

(Condition Assessment Map No. 4)

- Deteriorated lacunae fills or edging repairs Re-detached tesserae
 Deteriorated mortar between tesserae Deteriorated support panels
 Deteriorated support metal reinforcements

Reburial:

- Presence of vegetation
 Loss of fill materials
 Deteriorated separation membranes

DETERIORATION OF INTERVENTIONS AROUND THE MOSAIC

- Clogged drainage Deteriorated cover or shelter
 Stabilized walls with new deterioration Damaged access barrier
 Other: _____

OBSERVATIONS ON THE CONDITION ASSESSMENT

GENERAL CONDITION OF THE MOSAIC

Good Fair Bad

- Date recommended for next inspection: _____
(No intervention required)
 Date recommended for intervention: _____
(Intervention required)

PREPARED BY

DATE

LEGEND – CONDITION ASSESSMENT MAP NO. 2

SURFACE DETERIORATION

MOSAIC ID _____/_____/_____/_____



Detached tesserae



Deteriorated tesserae



Deteriorated mortar between tesserae



Stains



Incrustations



Efflorescence



DATA FORM NO. 3 – CONDITION ASSESSMENT

STUDY PHASE

MOSAIC ID _____/_____/_____/_____

INSPECTION TYPE Initial inspection Maintenance cycle

PRESENT EXPOSURE CONDITIONS

- In open air Reburied Under an open shelter
- Walked on Under a removable cover Under a closed shelter
- Parts not excavated or inaccessible

During the initial inspection, check the boxes of all the deterioration phenomena that are present. During maintenance cycles, only indicate new deterioration phenomena that have occurred since the last inspection or last intervention.

STRUCTURAL DETERIORATION

(Condition Assessment Map No. 1)

- Tessellatum lacunae Depressions
- Cracks Detachments between mosaic layers
- Bulges

SURFACE DETERIORATION

(Condition Assessment Map No. 2)

- Detached tesserae Stains
- Deteriorated tesserae Incrustations
- Deteriorated mortar between tesserae Efflorescence

PRESENCE OF BIO-DETERIORATION AGENTS

(Condition Assessment Map No. 3)

- Micro-organisms Tunnels or entrance holes made by insects and other animals
- Vegetation

DETERIORATION OF INTERVENTIONS

(Condition Assessment Map No. 4)

- Deteriorated lacunae fills or edging repairs Re-detached tesserae
 - Deteriorated mortar between tesserae Deteriorated support panels
 - Deteriorated support metal reinforcements
- Reburial:**
- Presence of vegetation
 - Loss of fill materials
 - Deteriorated separation membranes

DETERIORATION OF INTERVENTIONS AROUND THE MOSAIC

- Clogged drainage Deteriorated cover or shelter
- Stabilized walls with new deterioration Damaged access barrier
- Other: _____

OBSERVATIONS ON THE CONDITION ASSESSMENT

GENERAL CONDITION OF THE MOSAIC

Good Fair Bad

- Date recommended for next inspection: _____
(No intervention required)
- Date recommended for intervention: _____
(Intervention required)

PREPARED BY

DATE

LEGEND – CONDITION ASSESSMENT MAP NO. 3

PRESENCE OF BIO-DETERIORATION AGENTS

MOSAIC ID _____/_____/_____/_____



Micro-organisms



Vegetation



Tunnels or entrance holes made by insects and other animals



PREPARED BY

DATE

DATA FORM NO. 3 – CONDITION ASSESSMENT

STUDY PHASE

MOSAIC ID _____ / _____ / _____ / _____

INSPECTION TYPE Initial inspection Maintenance cycle

PRESENT EXPOSURE CONDITIONS

- In open air Reburied Under an open shelter
- Walked on Under a removable cover Under a closed shelter
- Parts not excavated or inaccessible

During the initial inspection, check the boxes of all the deterioration phenomena that are present. During maintenance cycles, only indicate new deterioration phenomena that have occurred since the last inspection or last intervention.

STRUCTURAL DETERIORATION

(Condition Assessment Map No. 1)

- Tessellatum lacunae Depressions
- Cracks Detachments between mosaic layers
- Bulges

SURFACE DETERIORATION

(Condition Assessment Map No. 2)

- Detached tesserae Stains
- Deteriorated tesserae Incrustations
- Deteriorated mortar between tesserae Efflorescence

PRESENCE OF BIO-DETERIORATION AGENTS

(Condition Assessment Map No. 3)

- Micro-organisms Tunnels or entrance holes made by insects and other animals
- Vegetation

DETERIORATION OF INTERVENTIONS

(Condition Assessment Map No. 4)

- Deteriorated lacunae fills or edging repairs Re-detached tesserae
- Deteriorated mortar between tesserae Deteriorated support panels
- Deteriorated support metal reinforcements

Reburial:

- Presence of vegetation
- Loss of fill materials
- Deteriorated separation membranes

DETERIORATION OF INTERVENTIONS AROUND THE MOSAIC

- Clogged drainage Deteriorated cover or shelter
- Stabilized walls with new deterioration Damaged access barrier
- Other: _____

OBSERVATIONS ON THE CONDITION ASSESSMENT

GENERAL CONDITION OF THE MOSAIC

Good Fair Bad

- Date recommended for next inspection: _____
(No intervention required)
- Date recommended for intervention: _____
(Intervention required)











PREPARED BY

DATE

LEGEND – CONDITION ASSESSMENT MAP NO. 4

DETERIORATION OF INTERVENTIONS

MOSAIC ID _____ / _____ / _____ / _____

-  Deteriorated lacunae fills or edging repairs
-  Deteriorated mortar between tesserae
-  Re-detached tesserae or detached tesserae of a re-laid mosaic
-  Deformed mosaic support panels
-  Bulging areas in support panels
-  Visible deterioration of metal reinforcements in support panels
-  Detachment between tessellatum and support panels
-  Cracks in mosaic support panels
- 
- 

Livia Alberti, Elsa Bourgaignon, Thomas Roby 2008, 2011, 2013 © J. Paul Getty Trust and Institut National du Patrimoine de Tunisie

CASE STUDY

Hergla, Tunisia

House “of the two peristyles”

ID: HE/H2P/25



DATA FORM NO. 3 – CONDITION ASSESSMENT

STUDY PHASE

MOSAIC ID | HE / H2P / 25 /

INSPECTION TYPE Initial inspection Maintenance cycle

PRESENT EXPOSURE CONDITIONS

- In open air Reburied Under an open shelter
- Walked on Under a removable cover Under a closed shelter
- Parts not excavated or inaccessible

During the initial inspection, check the boxes of all the deterioration phenomena that are present. During maintenance cycles, only indicate new deterioration phenomena that have occurred since the last inspection or last intervention.

STRUCTURAL DETERIORATION

- Tessellatum lacunae Depressions
- Cracks Detachments between mosaic layers
- Bulges

(Condition Assessment Map No. 1)

SURFACE DETERIORATION

- Detached tesserae Stains
- Deteriorated tesserae Incrustations
- Deteriorated mortar between tesserae Efflorescence

(Condition Assessment Map No. 2)

PRESENCE OF BIO-DETERIORATION AGENTS

- Micro-organisms Tunnels or entrance holes made by insects and other animals
- Vegetation

(Condition Assessment Map No. 3)

DETERIORATION OF INTERVENTIONS

- Deteriorated lacunae fills or edging repairs Re-detached tesserae
- Deteriorated mortar between tesserae Deteriorated support panels
- Deteriorated support metal reinforcements

(Condition Assessment Map No. 4)

Reburial:

- Presence of vegetation
- Loss of fill materials
- Deteriorated separation membranes

DETERIORATION OF INTERVENTIONS AROUND THE MOSAIC

- Clogged drainage Deteriorated cover or shelter
- Stabilized walls with new deterioration Damaged access barrier
- Other: _____

OBSERVATIONS ON THE CONDITION ASSESSMENT

Micro-organisms are concentrated in areas of the mosaic where there is more shade.

Areas of detachment are located near the surrounding walls

GENERAL CONDITION OF THE MOSAIC

- Good Fair Bad

Date recommended for next inspection: _____
(No intervention required)

Date recommended for intervention: _____
(Intervention required) Within 6 months

PREPARED BY | Mohammed Said

DATE | June 2005



Livia Alberti 2005 © J. Paul Getty Trust

DATA FORM NO. 3 – CONDITION ASSESSMENT

STUDY PHASE

MOSAIC ID | HE / H2P / 25 /

INSPECTION TYPE Initial inspection Maintenance cycle

PRESENT EXPOSURE CONDITIONS

- In open air Reburied Under an open shelter
- Walked on Under a removable cover Under a closed shelter
- Parts not excavated or inaccessible

During the initial inspection, check the boxes of all the deterioration phenomena that are present. During maintenance cycles, only indicate new deterioration phenomena that have occurred since the last inspection or last intervention.

STRUCTURAL DETERIORATION

- Tessellatum lacunae Depressions
- Cracks Detachments between mosaic layers
- Bulges

(Condition Assessment Map No. 1)

SURFACE DETERIORATION

- Detached tesserae Stains *(Condition Assessment Map No. 2)*
- Deteriorated tesserae Incrustations
- Deteriorated mortar between tesserae Efflorescence

PRESENCE OF BIO-DETERIORATION AGENTS

- Micro-organisms Tunnels or entrance holes made by insects and other animals *(Condition Assessment Map No. 3)*
- Vegetation

DETERIORATION OF INTERVENTIONS

- Deteriorated lacunae fills or edging repairs Re-detached tesserae *(Condition Assessment Map No. 4)*
- Deteriorated mortar between tesserae Deteriorated support panels
- Deteriorated support metal reinforcements

Reburial:

- Presence of vegetation
- Loss of fill materials
- Deteriorated separation membranes

DETERIORATION OF INTERVENTIONS AROUND THE MOSAIC

- Clogged drainage Deteriorated cover or shelter
- Stabilized walls with new deterioration Damaged access barrier
- Other: _____

OBSERVATIONS ON THE CONDITION ASSESSMENT

Micro-organisms are concentrated in areas of the mosaic where there is more shade.

Areas of detachment are located near the surrounding walls

GENERAL CONDITION OF THE MOSAIC

Good Fair Bad

- Date recommended for next inspection: _____
(No intervention required)
- Date recommended for intervention: _____
(Intervention required) Within 6 months











PREPARED BY | Mohammed Said

DATE | June 2005

LEGEND – CONDITION ASSESSMENT MAP NO. 1


STRUCTURAL DETERIORATION

MOSAIC ID HE / H2P / 25

-  Tessellatum lacunae
-  Cracks
-  Bulges
-  Depressions
-  Detachments between mosaic layers
- 
- 
- 
- 
- 

PREPARED BY | Mohamed Said

Livia Alberti, Elsa Bourgaignon, Thomas Roby 2008, 2011, 2013 © J. Paul Getty Trust and Institut National du Patrimoine de Tunisie



Livia Alberti 2005, Ermamo Carbonara 2013 © J. Paul Getty Trust

ID: HE/H2P/25

TITLE: Condition Assessment Map -1

DATE: June 2005

BASE MADE ON: June 2005

PREPARED BY: Mohamed Said

DATA FORM NO. 3 – CONDITION ASSESSMENT

STUDY PHASE

MOSAIC ID HE / H2P / 25 /

INSPECTION TYPE Initial inspection Maintenance cycle

PRESENT EXPOSURE CONDITIONS

- In open air Reburied Under an open shelter
- Walked on Under a removable cover Under a closed shelter
- Parts not excavated or inaccessible

During the initial inspection, check the boxes of all the deterioration phenomena that are present. During maintenance cycles, only indicate new deterioration phenomena that have occurred since the last inspection or last intervention.

STRUCTURAL DETERIORATION

(Condition Assessment Map No. 1)

- Tessellatum lacunae Depressions
- Cracks Detachments between mosaic layers
- Bulges

SURFACE DETERIORATION

(Condition Assessment Map No. 2)

- Detached tesserae Stains
- Deteriorated tesserae Incrustations
- Deteriorated mortar between tesserae Efflorescence

PRESENCE OF BIO-DETERIORATION AGENTS

(Condition Assessment Map No. 3)

- Micro-organisms Tunnels or entrance holes made by insects and other animals
- Vegetation

DETERIORATION OF INTERVENTIONS

(Condition Assessment Map No. 4)

- Deteriorated lacunae fills or edging repairs Re-detached tesserae
- Deteriorated mortar between tesserae Deteriorated support panels
- Deteriorated support metal reinforcements

Reburial:

- Presence of vegetation
- Loss of fill materials
- Deteriorated separation membranes

DETERIORATION OF INTERVENTIONS AROUND THE MOSAIC

- Clogged drainage Deteriorated cover or shelter
- Stabilized walls with new deterioration Damaged access barrier
- Other: _____

OBSERVATIONS ON THE CONDITION ASSESSMENT

Micro-organisms are concentrated in areas of the mosaic where there is more shade.

Areas of detachment are located near the surrounding walls

GENERAL CONDITION OF THE MOSAIC

Good Fair Bad

Date recommended for next inspection: _____
(No intervention required)





Date recommended for intervention: _____
(Intervention required) Within 6 months

PREPARED BY Mohamed Said

DATE June 2005

LEGEND – CONDITION ASSESSMENT MAP NO. 2
SURFACE DETERIORATION

MOSAIC ID HE / H2P / 25

-  Detached tesserae
-  Deteriorated tesserae
-  Deteriorated mortar between tesserae
-  Stains
-  Incrustations
-  Efflorescence
- 
- 
- 
- 

PREPARED BY Mohamed Said

Livia Alberti, Elsa Bourgaignon, Thomas Roby 2008, 2011, 2013 © J. Paul Getty Trust and Institut National du Patrimoine de Tunisie



Livia Alberti 2005, Ermamo Carbonara 2013 © J. Paul Getty Trust

ID: HE/H2P/25

TITLE: Condition Assessment Map -2

DATE: June 2005

BASE MADE ON: June 2005

PREPARED BY: Mohamed Said

DATA FORM NO. 3 – CONDITION ASSESSMENT

STUDY PHASE

MOSAIC ID | HE / H2P / 25 /

INSPECTION TYPE Initial inspection Maintenance cycle

PRESENT EXPOSURE CONDITIONS

- In open air Reburied Under an open shelter
- Walked on Under a removable cover Under a closed shelter
- Parts not excavated or inaccessible

During the initial inspection, check the boxes of all the deterioration phenomena that are present. During maintenance cycles, only indicate new deterioration phenomena that have occurred since the last inspection or last intervention.

STRUCTURAL DETERIORATION

(Condition Assessment Map No. 1)

- Tessellatum lacunae Depressions
- Cracks Detachments between mosaic layers
- Bulges

SURFACE DETERIORATION

(Condition Assessment Map No. 2)

- Detached tesserae Stains
- Deteriorated tesserae Incrustations
- Deteriorated mortar between tesserae Efflorescence

PRESENCE OF BIO-DETERIORATION AGENTS

(Condition Assessment Map No. 3)

- Micro-organisms Tunnels or entrance holes made by insects and other animals
- Vegetation

DETERIORATION OF INTERVENTIONS

(Condition Assessment Map No. 4)

- Deteriorated lacunae fills or edging repairs Re-detached tesserae
- Deteriorated mortar between tesserae Deteriorated support panels
- Deteriorated support metal reinforcements

Reburial:

- Presence of vegetation
- Loss of fill materials
- Deteriorated separation membranes

DETERIORATION OF INTERVENTIONS AROUND THE MOSAIC

- Clogged drainage Deteriorated cover or shelter
- Stabilized walls with new deterioration Damaged access barrier
- Other: _____

OBSERVATIONS ON THE CONDITION ASSESSMENT

Micro-organisms are concentrated in areas of the mosaic where there is more shade.

Areas of detachment are located near the surrounding walls

GENERAL CONDITION OF THE MOSAIC

Good Fair Bad

Date recommended for next inspection: _____
(No intervention required)

Date recommended for intervention: _____
(Intervention required) Within 6 months

PREPARED BY | Mohammed Said


DATE | June 2005

LEGEND – CONDITION ASSESSMENT MAP NO. 3

PRESENCE OF BIO-DETERIORATION AGENTS

MOSAIC ID HE / H2P / 25

 Micro-organisms

 Vegetation

 Tunnels or entrance holes made by insects and other animals

PREPARED BY | Mohamed Said

Livia Alberti, Elsa Bourgaignon, Thomas Roby 2008, 2011, 2013 © J. Paul Getty Trust and Institut National du Patrimoine de Tunisie



ID: HE/H2P/25

BASE MADE ON: June 2005

TITLE: Condition Assessment Map -3

DATE: June 2005

PREPARED BY: Mohamed Said

Livia Alberti 2005, Ermamo Carbonara 2013 © J. Paul Getty Trust

DATA FORM NO. 3 – CONDITION ASSESSMENT

STUDY PHASE

MOSAIC ID | HE / H2P / 25 /

INSPECTION TYPE Initial inspection Maintenance cycle

PRESENT EXPOSURE CONDITIONS

- In open air Reburied Under an open shelter
- Walked on Under a removable cover Under a closed shelter
- Parts not excavated or inaccessible

During the initial inspection, check the boxes of all the deterioration phenomena that are present. During maintenance cycles, only indicate new deterioration phenomena that have occurred since the last inspection or last intervention.

STRUCTURAL DETERIORATION

- Tessellatum lacunae Depressions *(Condition Assessment Map No. 1)*
- Cracks Detachments between mosaic layers
- Bulges

SURFACE DETERIORATION

- Detached tesserae Stains *(Condition Assessment Map No. 2)*
- Deteriorated tesserae Incrustations
- Deteriorated mortar between tesserae Efflorescence

PRESENCE OF BIO-DETERIORATION AGENTS

- Micro-organisms Tunnels or entrance holes made by insects and other animals *(Condition Assessment Map No. 3)*
- Vegetation

DETERIORATION OF INTERVENTIONS

- Deteriorated lacunae fills or edging repairs Re-detached tesserae *(Condition Assessment Map No. 4)*
- Deteriorated mortar between tesserae Deteriorated support panels
- Deteriorated support metal reinforcements

Reburial:

- Presence of vegetation
- Loss of fill materials
- Deteriorated separation membranes

DETERIORATION OF INTERVENTIONS AROUND THE MOSAIC

- Clogged drainage Deteriorated cover or shelter
- Stabilized walls with new deterioration Damaged access barrier
- Other: _____

OBSERVATIONS ON THE CONDITION ASSESSMENT

Micro-organisms are concentrated in areas of the mosaic where there is more shade.
Areas of detachment are located near the surrounding walls

GENERAL CONDITION OF THE MOSAIC

Good Fair Bad

- Date recommended for next inspection: _____
(No intervention required)
- Date recommended for intervention: _____
(Intervention required) Within 6 months











PREPARED BY | Mohammed Said

DATE | June 2005

LEGEND – CONDITION ASSESSMENT MAP NO. 4

DETERIORATION OF INTERVENTIONS

MOSAIC ID. HE / H2P / 25

-  Deteriorated lacunae fills or edging repairs
-  Deteriorated mortar between tesserae
-  Re-detached tesserae or detached tesserae of a re-laid mosaic
-  Deformed mosaic support panels
-  Bulging areas in support panels
-  Visible deterioration of metal reinforcements
-  Detachment between tessellatum and support panels
-  Cracks in mosaic support panels
- 
- 

PREPARED BY | Mohamed Said



ID: HE/H2P/25

TITLE: Condition Assessment Map -4

DATE: June 2005

BASE MADE ON: June 2005

PREPARED BY: Mohamed Said

DATA FORM NO. 3 – CONDITION ASSESSMENT

STUDY PHASE

MOSAIC ID: HE / H2P / 25 /

INSPECTION TYPE Initial inspection Maintenance cycle

PRESENT EXPOSURE CONDITIONS

- In open air Reburied Under an open shelter
- Walked on Under a removable cover Under a closed shelter
- Parts not excavated or inaccessible

During the initial inspection, check the boxes of all the deterioration phenomena that are present. During maintenance cycles, only indicate new deterioration phenomena that have occurred since the last inspection or last intervention.

STRUCTURAL DETERIORATION

- Tessellatum lacunae Depressions *(Condition Assessment Map No. 1)*
- Cracks Detachments between mosaic layers
- Bulges

SURFACE DETERIORATION

- Detached tesserae Stains *(Condition Assessment Map No. 2)*
- Deteriorated tesserae Incrustations
- Deteriorated mortar between tesserae Efflorescence

PRESENCE OF BIO-DETERIORATION AGENTS

- Micro-organisms Tunnels or entrance holes made by insects and other animals *(Condition Assessment Map No. 3)*
- Vegetation

DETERIORATION OF INTERVENTIONS

- Deteriorated lacunae fills or edging repairs Re-detached tesserae *(Condition Assessment Map No. 4)*
- Deteriorated mortar between tesserae Deteriorated support panels
- Deteriorated support metal reinforcements

Reburial:

- Presence of vegetation
- Loss of fill materials
- Deteriorated separation membranes

DETERIORATION OF INTERVENTIONS AROUND THE MOSAIC

- Clogged drainage Deteriorated cover or shelter
- Stabilized walls with new deterioration Damaged access barrier
- Other: _____

OBSERVATIONS ON THE CONDITION ASSESSMENT

Micro-organisms are concentrated in areas of the mosaic where there is more shade.

Areas of detachment are located near the surrounding walls

GENERAL CONDITION OF THE MOSAIC

Good Fair Bad

Date recommended for next inspection: _____
(No intervention required)

Date recommended for intervention: _____
Within 6 months
(Intervention required)

PREPARED BY: Mohammed Said

DATE: June 2005

LEGEND – CONDITION ASSESSMENT MAP NO. 1

STRUC

- Tessellat
- Cracks
- Bulges
- Depress
- Detachn
-
-
-
-
-

PREPARED BY: Mohamed Sa
ID: HE/H2P/25
TITLE: Condition Assessment Map -1
DATE: June 2005
PREPARED BY: Mohamed Said
BASE MADE ON: June 2005

LEGEND – CONDITION ASSESSMENT MAP NO. 2

SURFACE DETERIORATION

- Detached tessera
- Deteriorated tes
- Deteriorated mc
- Stains
- Incrustations
- Efflorescence
-
-
-
-

PREPARED BY: Mohamed Sa
ID: HE/H2P/25
TITLE: Condition Assessment Map -2
DATE: June 2005
PREPARED BY: Mohamed Said
BASE MADE ON: June 2005

LEGEND – CONDITION ASSESSMENT MAP NO. 3

PRESE

- Micro-o
- Vegetat
- Tunnels
-
-
-
-
-
-

PREPARED BY: Mohamed Sa
ID: HE/H2P/25
TITLE: Condition Assessment Map -3
DATE: June 2005
PREPARED BY: Mohamed Said
BASE MADE ON: June 2005

LEGEND – CONDITION ASSESSMENT MAP NO. 4

DETERIA

- Deteriorated la
- Deteriorated rr
- Re-detached te
- Deformed mos
- Bulging areas i
- Visible deterio
- Detachment bi
- Cracks in mosa
-
-

PREPARED BY: Mohamed Sa
ID: HE/H2P/25
TITLE: Condition Assessment Map -4
DATE: June 2005
PREPARED BY: Mohamed Said
BASE MADE ON: June 2005

Getty



MOSAIKON is a partnership of four institutions: the Getty Conservation Institute, the Getty Foundation, ICCROM, and ICCM. The aims of the project are to strengthen the network of professionals concerned with the conservation, restoration, maintenance, and management of mosaic heritage in the southern and eastern Mediterranean region; provide training to a variety of individuals involved in mosaics conservation and, more generally, with the management of archaeological sites and museums with mosaics; work with national and international bodies to provide a more favorable legislative, regulatory, and economic environment for the conservation of mosaics in the Mediterranean; and promote the dissemination and exchange of information.

